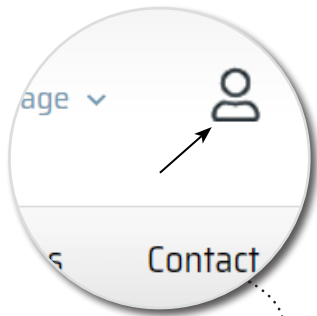
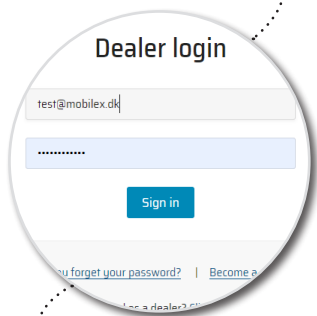


How to login and place a new order



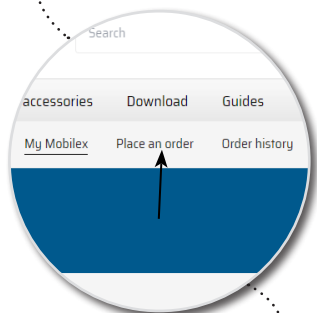
1 GO TO DEALER LOGIN

Go to mobilex.dk and click the dealer icon in the upper right corner. If you have questions regarding your login details, please contact: sales@mobilex.dk.



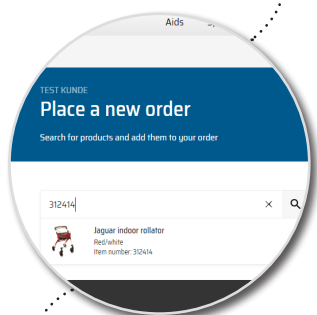
2 LOG IN AS A DEALER

Enter the login information, you have received to get access to the dealer portal, My Mobilex. Click "Go to My Mobilex" in the next window.



3 PLACE A NEW ORDER

When you have logged in, click on "Place an order" in the menu bar.



4 SEARCH AND ADD PRODUCTS TO YOUR CART

Search products as normal in the webshop or by searching the item number or product name in the quick search function. Click the wished product to add it to the cart.



5 DELIVERY AND CONFIRMATION

Continue with the order and check the delivery information. At last, confirm the order. We will pack your order and send it to you as soon as possible.