

# CATALOGUE 04.2025

**CATALOGUE 04.2025**



The company Mobilex A/S was founded in 2003 and since then offers a wide range of aids for handicapped and disabled people like wheelchairs, walking aids and rollators, ramps, bath products and miscellaneous spare parts.

We distribute our products throughout Europe and serve our customers through our own sales representatives.

High quality standards, modern technology, fast delivery, a customer-oriented service and highly motivated employees are the key of our success.

We look forward to a pleasant cooperation.

Mobilex A/S  
Grønlandsvej 5  
DK-8660 Skanderborg  
Denmark

Tel. +45 8793 2220  
Fax +45 8793 1777  
[www.mobilex.dk](http://www.mobilex.dk)

VAT number DK 27147720

Bank connection:

Nordea Denmark  
Frederiks Plads 40  
DK-8000 Aarhus C

SWIFT/BIC: NDEADKKK  
IBAN: DK1420005036669073



Dear Ladies and Gentlemen,

We are pleased to present you with our latest catalogue.

We would be very grateful for any criticism, suggestions for changes or positive feedback.

Our products are illustrated and briefly described in the catalogue. Each picture has its own number (e.g. B6). The corresponding article numbers can be found in the price list. You may also use these picture on your website.

We endeavour to keep a standard range in stock. For goods outside the standard range range, please allow for a short delivery time.

There is no minimum order value. Please note our quantity discount. For example, if you buy 10 blankets

you will receive an additional 10% discount (see the conditions sheet on the next page). Also For the delivery of complete pallets, you will also find special prices for some articles in our price list (e.g. for a pallet of 10 "Kakadu" shower wheelchairs).


Our terms of payment:

Advance payment, 30 days net or direct debit via SEPA B2B direct debit

For further information, please read our terms and conditions of sale and delivery.

The satisfaction of our customers is important to us, which is why we always endeavour to offer a flawless and customer-oriented service. Should you nevertheless have any reason for complaint, please our managing director Mr Tommy Nielsen, because we are always endeavouring to improve our services.

Yours sincerely



Tommy Nielsen  
Managing Director

Page	Leaflet	Description
7 - 18	A / F	Front wheels and Tente castors
19 - 34	B	Tyres and puncture proof solutions
35 - 56	C .. CZ	Large wheels, accessories, Spinergy®, pushrims, one-hand drive and drum brake set
57 - 68	D .. DX	Accessories, silicone covers, spoke guards etc.
69 - 74	DZ	PU moulded parts - armrests, headrests, side supports and leg spreaders
75 - 78	E	Raised toilet seats and soft covers
79 - 82	G	Pressure-relieving mattresses
83 - 90	H / HX / HT	Dolphin, Barracuda and Turtle wheelchairs
90 - 96	P	Seat cushions and swivel cushions
97 - 102	PTe	Textile products
103 - 108	PTr	Transfer and positioning products
109 - 114	PX	Levabo® positioning cushions
115 -118	J	Batteries and chargers
119 - 128	L	Wheelchair ramps
129 - 134	LX	Threshold ramps of rubber or aluminium
135 - 138	M	Therapy tables
139 - 142	N	Grab bars and support handles
143 - 150	OX	Bathing products
151 - 156	OY	"Kakadu" Commode and shower chairs
157 - 160	Q	Other aids - Pedal trainers, crutches etc.
161 - 194	RI .. RBi	Indoor- and outdoor-rollators, arthritis rollators, walking frames and Shopping trolleys

*We make reservations for errors in prices and misprints*



## Prices

The prices will be invoiced according to the valid price list. We reserve the right to change prices at any time, but normally we only change prices at the end of the year or in special cases with one-month notice.

## Payment / Credit Limit

Standard payment term for first orders is prepayment. A payment period of 30 days net from the invoice date then is possible by agreement. In this case we grant a credit limit. Should this limit be exceeded by new orders, we reserve the right to make the delivery only after payment of the delivered orders. We do not grant discount deduction, not even with advance or cash payment. If earlier invoices have not been paid on time, we reserve the right to withhold deliveries until payment has been settled. In the event of invoices not paid on time, we reserve the right to charge interest of 1% per month commenced and a fee of €10 to cover our costs.

## Delivery

Mobilex A/S ships all goods at the expense and risk of the customer. If Mobilex A/S sends the goods free of charge, the customer bears the shipping risk.

## User manuals

CE marked products are supplied with user manuals in Danish, German, English or Italian. In countries outside these language areas, it is the dealers' duty to request the document file from Mobilex A/S and to arrange for the translation into the relevant language.

## Retention of title

All delivered goods remain the property of Mobilex A/S until full payment has been received.

## Complaints / right of return

The customer is obliged to check the goods on receipt for completeness and damage. If damage to a shipment is already visible on the packaging, the shipment should only be accepted with reservation. Complaints must be made in writing to Mobilex A/S within 8 days. A right of return exists only if appropriate agreements have been made with Mobilex A/S beforehand and the goods are returned unused, undamaged and in their original packaging. The return costs shall be borne by the customer. If the item is not in its original packaging, it is the responsibility of the customer to properly secure the item prior to shipment and to ensure that there is no visible damage to the product. After receipt and inspection, Mobilex A/S will credit the customer with the price of the product minus 30€ for the missing original packaging. Free delivered goods will be credited minus the freight originally paid by Mobilex A/S. Should clean of the product be necessary, Mobilex A/S reserves the right to charge the customer for the costs incurred.

## Force majeure

In case of force majeure Mobilex A/S is entitled to cancel or delay the delivery. In these cases, the customer cannot claim damages.

## Liability

Mobilex A/S is only liable for late delivery in accordance with the Danish Commercial Code. The customer cannot claim compensation for loss of business, loss of earnings or other losses. Possible compensation, if any, can only be made in the amount of the purchase price. Mobilex A/S is entitled to exchange the goods in question or to send spare parts for repair in the event of delivery of faulty goods. If Mobilex A/S is unable to exchange the goods, Mobilex A/S shall only be liable in accordance with the Danish Commercial Code. However, there is no entitlement to compensation for loss of business or earnings or other indirect losses. Possible compensation, if any, can only be made in accordance with the amount of the purchase price.

## Product liability

Mobilex A/S is exempt from any product liability, except the mandatory provisions of the Danish Product Liability Act. However, there is no claim for damages for loss of business or earnings or other indirect losses.

## Data protection — collection and use of data

The information we receive from you helps us to secure and continuously improve your good customer experience at Mobilex A/S. We use the information about your company to process your orders, create and ship order confirmations, deliver ordered goods, notify you of new products and changes, and process payments. We also collect and store information about previous orders in order to track the goods delivered when needed. If you would like to review the information we hold about your company or have it corrected or deleted, please contact Mobilex A/S. Mobilex A/S does not pass on customer data to third parties.

## Place of jurisdiction and applicable law

In case of legal disputes, the place of jurisdiction is Horsens in Denmark. All disputes are subject to Danish law.



# FRONT WHEELS




## Leaflet A and F

Front wheels and Tente castors

## A: Front wheels, distance bushings, bolts etc.

Foto A1



3", 4" or 5" Skater wheel with (B) or without LED (A)

Foto A2



3", 4", 5" or 6" Aluminium wheel with black rubber tyre

Foto A3




Aluminium wheel 4" or 5" rubber tyre

Foto A4



Aluminium wheel 5" with pneumatic tyre

Foto A5



4" Plastic wheel with narrow or wide rubber tyre

Foto A9



5" Plastic wheel with wide rubber tyre

Foto A7



5" wheel with wide rubber tyre 125 x 40

Foto A10



5.5" wheel with wide round rubber tyre

Foto A12



6" x 1 1/4" wheel with PU tyre

Foto A8



5", 6", 7", 8" wheel with round rubber tyre

Foto A11



6", 7", 8" wheel with wide rubber tyre

Foto A6



7" (A), 8" (B) wheel with flat rubber tyre

Foto A13



7" x ¾", 200 x 45 wheel with polyurethane tyre

Foto A14



8" x 1¼" wheel with PU tyre

Foto A18



8" x 1¼" wheel with Flexel or pneumatic tyre

Foto A16



6", 150 x 30 wheel with polyurethane tyre for "Jazzy" chair

Foto A17



6" x 1¼" or 7" x 1¼" wheel with Flexel or pneumatic tyre

Foto A34



7" wheel 178 x 56 mm with split rim and PU tyre

Foto A15



8" Flexel wheel, 200 x 50, off-set hub Ø12 x 60 mm

Foto A19



200 x 50 wheel with Flexel or pneumatic tyre

Foto A20



7 x 1¾" or 8" (200 x 50) wheel with split rim and Flexel tyre

Foto A26



8", 7", 6", 5", 4" and 3" black fibre wheels with black tyre

Foto A27



Fibre wheels in Spinerge spoke colours with black tyre

Foto A42



200 x 50 wheel with PU tyre  
Only available in boxes of 40 pcs.

## A: Front wheels, distance bushings, bolts etc.



Box with 16 PU wheels 200 x 50



Box with 40 PU wheels 200 x 50



12" wheel with polyurethane tyre for sideways fitting 12"



12" PU wheel with drum brake




12" wheel with Flexel or pneumatic tyre



16" drum brake wheel with Flexel tyre



5" or 6.5" wheel with dark grey rubber tyre for ETAC chairs



8" 200 x 35 mm wheel with rubber tyre for rollators (A:front, B:rear)



Bolts, nuts etc.



Box with distance bushings or spacers



Spacers and distance bushings



Castor with plain bearings. Used for bed-tables or other purposes with a low load.  
We have 2 types on stock Ø50 mm and Ø75 mm with or without brake.

Foto F1



Castor model 2470 with plain bearings

Foto F2



Castor model 2475 with plain bearings with brake

Castor with ball-bearings. Used for beds or other purposes with a high load.  
We have different sizes on stock from Ø75 mm to Ø150 mm with or without brake.

Foto F3



Castor model 2470 with ball-bearings

Foto F4



Castor model 2477 with ball-bearings

Castor with total brake for hospital beds. There is one model with total brake only and one model with total and directional brake. Available with ordinary or antistatic wheels.

Foto F5



Castor for beds, model 2474/76

Foto F6



astor for beds, model 2044/46

Foto F7



100 mm / 125 mm wheel with brake or Aquatec shower-chair

Foto F8



Twin wheel castor model 2970 without brake

Foto F9



Plastic wheel model 5897 with brake, has small swing radius for lifter

Foto F10



Castor model 2740 with brake

Foto F11



Plastic wheel model 5387 with brake for shower chairs etc.

Foto F12



Pipe in stainless steel for mounting of wheels on shower chairs

## Small wheels / front wheels

ItemNr	Description	Img.	Hub	Load	Price
201021	50 mm antitip wheel black nylon, hub 10 mm	A1C	10 mm	--	2,37

ItemNr	Description	Img.	Hub	Load	Price
201031	3" skate wheel, 75 x 25 mm	A1A	25 mm	40 kg	6,83
201043	4" skater wheel, 100 x 25 mm	A1A	25 mm	40 kg	8,93
201053	5" skater wheel, 125 x 25 mm	A1A	25 mm	40 kg	12,08

201032	3" volcanic Wheel skater wheel, 75 x 25 mm with LED	A1B	25 mm	40 kg	32,55
201044	4" volcanic Wheel, skaterwheel, 100 x 25 mm with LED	A1B	25 mm	40 kg	37,80
201057	5" volcanic Wheel skater wheel, 125 x 25 mm with LED	A1B	25 mm	40 kg	42,53
201067	6" volcanic Wheel skater wheel, 145 x 30 mm with LED	A1B	25 mm	40 kg	50,40

ItemNr	Description	Img.	Hub	Load	Price
201046	4" aluminium wheel with spokes, 100 x 22 mm, rubber profile	A3	25 mm	40 kg	67,20
201054	5" aluminium wheel with spokes, 125 x 22 mm, rubber profile	A3	25 mm	40 kg	76,65

20103A	3" aluminium wheel silver, 80 x 34 mm, black rubber tyre, hub ø8 x 25 mm	A2D	25 mm	40 kg	33,60
20104A	4" aluminium wheel silver, 100 x 34 mm, black rubber tyre, hub ø8 x 25 mm	A2C	25 mm	40 kg	43,58
20105A	5" aluminium wheel silver, 125 x 34 mm, black rubber tyre, hub ø8 x 25 mm	A2B	25 mm	40 kg	51,45
20106A	6" aluminium wheel silver, 150 x 34 mm, black rubber tyre, hub ø8 x 25 mm	A2A	25 mm	40 kg	80,85

20104B	4" aluminium wheel, black, 100 x 34 mm, black rubber tyre, hub ø8 x 25 mm	A26C	25 mm	40 kg	40,43
20105B	5" aluminium wheel, black, 120 x 34 mm, black rubber tyre, hub ø8 x 25 mm	A26B	25 mm	40 kg	50,40
20106B	6" aluminium wheel, black, 150 x 34 mm, black rubber tyre, hub ø8 x 25 mm	A26A	25 mm	40 kg	73,50

ItemNr	Description	Img.	Hub	Load	Price
201034	3" fibre wheel, black, 75 x 34 mm, black tyre, hub ø8 x 25 mm	A26D	25 mm	40 kg	25,73
201047	4" fibre wheel, black, 100 x 34 mm, black tyre, hub ø8 x 25 mm	A26C	25 mm	40 kg	28,88
201056	5" fibre wheel, black, 125 x 34 mm, black tyre, hub ø8 x 25 mm	A26B	25 mm	40 kg	31,50
201063	6" fibre wheel, black, 150 x 34 mm, black tyre, hub ø8 x 25 mm	A26A	25 mm	40 kg	32,55
201074	7" fibre wheel, black, 175 x 34 mm, black tyre, hub ø8 x 25 mm	A26E	25 mm	40 kg	33,08
201088	8" fibre wheel, black, 200 x 34 mm, black tyre, hub ø8 x 25 mm	A26F	25 mm	40 kg	33,60

20104C	4" fibre wheel, white, 100 x 34 mm, black tyre, hub ø8 x 25 mm	A27	25 mm	40 kg	28,88
20104D	4" fibre wheel, yellow, 100 x 34 mm, black tyre, hub ø8 x 25 mm	A27	25 mm	40 kg	28,88
20104E	4" fibre wheel, orange, 100 x 34 mm, black tyre, hub ø8 x 25 mm	A27	25 mm	40 kg	28,88
20104F	4" fibre wheel, red, 100 x 34 mm, black tyre, hub ø8 x 25 mm	A27	25 mm	40 kg	28,88
20104G	4" fibre wheel, blue, 100 x 34 mm, black tyre, hub ø8 x 25 mm	A27	25 mm	40 kg	28,88
20104H	4" fibre wheel, green, 100 x 34 mm, black tyre, hub ø8 x 25 mm	A27	25 mm	40 kg	28,88

ItemNr	Description	Img.	Hub	Load	Price
20105C	5" fibre wheel, white, 125 x 34 mm, black tyre, hub ø8 x 25 mm	A27	25 mm	40 kg	31,50
20105D	5" fibre wheel, yellow, 125 x 34 mm, black tyre, hub ø8 x 25 mm	A27	25 mm	40 kg	31,50
20105E	5" fibre wheel, orange, 125 x 34 mm, black tyre, hub ø8 x 25 mm	A27	25 mm	40 kg	31,50
20105F	5" fibre wheel, red, 125 x 34 mm, black tyre, hub ø8 x 25 mm	A27	25 mm	40 kg	31,50
20105G	5" fibre wheel, blue, 125 x 34 mm, black tyre, hub ø8 x 25 mm	A27	25 mm	40 kg	31,50
20105H	5" fibre wheel, green, 125 x 34 mm, black tyre, hub ø8 x 25 mm	A27	25 mm	40 kg	31,50

20106C	6" fibre wheel, white, 150 x 34 mm with black tyre, hub width ø8 x 25 mm	A27	25 mm	40 kg	32,55
20106D	6" fibre wheel, yellow, 150 x 34 mm with black tyre, hub width ø8 x 25 mm	A27	25 mm	40 kg	32,55
20106E	6" fibre wheel, orange, 150 x 34 mm with black tyre, hub width ø8 x 25 mm	A27	25 mm	40 kg	32,55
20106F	6" fibre wheel, red, 150 x 34 mm with black tyre, hub width ø8 x 25 mm	A27	25 mm	40 kg	32,55
20106G	6" fibre wheel, blue, 150 x 34 mm with black tyre, hub width ø8 x 25 mm	A27	25 mm	40 kg	32,55
20106H	6" fibre wheel, green, 150 x 34 mm with black tyre, hub width ø8 x 25 mm	A27	25 mm	40 kg	32,55

# Mobilex A/S - Price list

All prices are per pcs. and in EUR.

04.2025

Leaflet A

ItemNr	Description	Img.	Hub	Load	Price
203051	5" pneumatic aluminium wheel, 125 x 30 mm, hub ø8 x 26 mm	A4	26 mm	40 kg	88,20
203061	6" pneumatic wheel, 150 x 30 mm	A17	32 mm	40 kg	32,55
203071	7" pneumatic wheel, 175 x 45 mm	A17	41 mm	40 kg	41,48
203072	7" pneumatic wheel, 175 x 45 mm, split rim with bushes for 60 mm fork	A20	60 mm	40 kg	43,58
203081	8" pneumatic wheel, 200 x 30 mm	A18	37 mm	40 kg	40,43
203082	8" pneumatic wheel, 200 x 50 mm, split rim with bushes for 60 mm fork	A19	60 mm	40 kg	42,53
203083	8" pneumatic wheel, 200 x 50 mm split rim with distance bushes for 60 mm fork	A20	60 mm	40 kg	45,68
203121	12 1/2" x 2 1/4" pneumatic with patterned tyre and tube	A24	48 mm	40 kg	71,40

ItemNr	Description	Img.	Hub	Load	Price
201041	4" rubber wheel, 100 x 26 mm, round profile	A5B	26 mm	40 kg	15,75
201042	4" rubber wheel, 100 x 32 mm, wide profile	A5B	32 mm	40 kg	16,80
201045	4" rubber wheel, 100 x 32 mm, wide black profile	A5A	32 mm	40 kg	19,95
201051	5" rubber wheel, 125 x 27 mm, round profile	A8	32 mm	40 kg	16,80
201059	5" rubber wheel, 125 x 27 mm, round black profile	A26	32 mm	40 kg	21,00
201055	5" rubber wheel, 125 x 30 mm, black flat profile for Etac, hub 56 mm	A21	56 mm	40 kg	34,65
201052	5,5" rubber wheel, 140 x 40 mm, flat profile	A10B	41 mm	40 kg	22,58
20105K	5,5" rubber wheel, 140 x 40 mm, flat black profile	A10A	41 mm	40 kg	22,58
20105L	5" rubber wheel, 125 x 40 mm, round profile	A7B	41 mm	40 kg	22,58
20105S	5" rubber wheel, 125 x 40 mm, black round profile	A7A	41 mm	40 kg	22,58
201058	5" rubber wheel, 125 x 34 mm, flat tyre	A9	32 mm	40 kg	19,95
201061	6" rubber wheel, 150 x 27 mm, round profile	A8	32 mm	40 kg	18,90
201062	6" rubber wheel, 150 x 33 mm, flat profile	A11	32 mm	40 kg	21,00
201065	6,5" rubber wheel, 165 x 30 mm, black flat profile for Etac, hub 56 mm	A21	56 mm	40 kg	35,70
201071	7" rubber wheel, 175 x 27 mm, round profile	A8	37 mm	40 kg	21,00
201072	7" rubber wheel, 175 x 33 mm, flat profile	A11	37 mm	40 kg	23,63
201073	7" rubber wheels, 185 x 30 mm, flat profile, incl. distance bushing, 45 mm width	A6A	43 mm	40 kg	15,75
201081	8" rubber wheel, 200 x 33 mm, flat profile	A11	37 mm	40 kg	24,68
201082	8" rubber wheel, 200 x 27 mm, round profile	A8	37 mm	40 kg	23,63
201083	8" rubber wheels, 200 x 30 mm, flat profile for rollator	A6B	43 mm	40 kg	17,85
201085	8" rubberwheel, 200 x 35 mm, for rollator, front wheel, incl. bolt and nut	A25A	60 mm	40 kg	21,00
201086	8" rubberwheel, 200 x 35 mm, for rollator, rear wheel, incl. bolt and nut	A25B	32 mm	40 kg	23,63


ItemNr	Description	Img.	Hub	Load	Price
202061	6" polyurethane wheel, 150 x 30 mm	A12	32 mm	40 kg	23,63
202062	6" polyurethane wheel, 150 x 30 mm, 26 mm hub for Jazzy	A16	26 mm	40 kg	44,63
202071	7" polyurethane wheel, 175 x 45 mm, incl. distance bushings for 60 mm fork	A13	60 mm	40 kg	26,78
202072	7" polyurethane wheel, 175 x 45 mm with rilled PU-tyre	A15	41 mm	40 kg	27,83
202073	7" polyurethane wheel, 178 x 56 mm, split rim, grooved	A34	60 mm	40 kg	33,60
202081	8" polyurethane wheel, 200 x 30 mm	A14	37 mm	40 kg	24,68
202083	8" polyurethane wheel, 200 x 45 mm, with distance bushes for 60 mm fork	A13	60 mm	40 kg	30,45
202082	8" polyurethane wheel, 200 x 50 mm, with distance bushes for 60 mm fork	A15	60 mm	40 kg	30,45
202085	8" polyurethane wheel, 200 x 50 mm, ø10 x 41 mm hub		60 mm	40 kg	27,83
202086	8" polyurethane wheel, 200 x 50 mm, with distance bushes for 60 mm fork	A41	60 mm	40 kg	24,68
D0020	Box with 40 pcs PU-wheels 200 x 50 (202086)	A41	60 mm	40 kg	716,10
202084	Box with 16 pcs 8" PU-wheels, 200 x 50 mm, hub 60 mm	A40	60 mm	40 kg	245,70
202089	8" rollator wheel with closed rim, ø8 x 60 mm hub, box with 40 pcs	A42	60 mm	40 kg	332,85
202121	12" PU wheel, 300 x 45 mm, ø12 x 37/48, off-set hub	A22	48 mm	40 kg	46,73
202124	12" PU wheel, 300 x 45 mm, ø12 x 55 mm, symmetric hub	A22	54 mm	40 kg	56,70
202122	12" PU wheel, 300 x 45 mm, with drumbrake and ø12 x 114 mm axle, right	A35	---	40 kg	107,10
202123	12" PU wheel, 300 x 45 mm, with drumbrake and ø12 x 114 mm axle, left	A35	---	40 kg	107,10

ItemNr	Description	Img.	Hub	Load	Price
204061	6" flexel wheel, 150 x 30 mm, grooved	A17	32 mm	40 kg	28,88
204071	7" flexel wheel, 175 x 45 mm, grooved	A17	41 mm	40 kg	41,48
204072	7" flexel wheel, 175 x 45 mm, split rim, with distance bushes for 60 mm fork	A20	60 mm	40 kg	48,30
204081	8" flexel wheel, 200 x 30 mm, grooved	A18	37 mm	40 kg	43,58
204082	8" flexel wheel, 200 x 50 mm, grooved	A19	41 mm	40 kg	48,30
204085	8" flexel wheel, 200 x 50 mm, split rim, with distance bushes for 60 mm fork	A20	60 mm	40 kg	52,50
204121	12 1/2" x 2 1/4" flexel wheel with 37/48 mm off-set hub	A24	48 mm	40 kg	82,95
204122	12 1/2" x 2 1/4" flexel wheel with 54 mm hub	A24	54 mm	40 kg	84,00
204161	16" drumbrake wheel with tyre and flexe, ø12 x 70 mm hub - side A (left)	A23	---	40 kg	164,85
204162	16" drumbrake wheel with tyre and flexel, ø12 x 70 mm hub - side B (right)	A23	---	40 kg	164,85

**Table for the selection of bushings and spacers.**

Please note that our wheels are supplied without spacers. Below you will find a table for adapting the spacers to the fork widths.

**See next pages for prices.**



Item nr.	Wheeltype	Bearing ø mm	Hub width	Bushing for hub width ...				
				36 mm	40 mm	45 mm	53 mm	60 mm
20103A..6A	Alu wheel silver 3", 4", 5" , 6"	8 mm	25 mm	228104	228106	228109	0	0
20104B..6B	Alu wheel black 4", 5" 6"	8 mm	25 mm	228104	228106	228109	0	0
201034	Rubber wheel 3", 80 x 34	8 mm	25 mm	228104	228106	228109	0	0
201031..2	Skater wheel 3", 75 x 25	8 mm	24 mm	228105	228107	228109	0	0
201043..4	Skater wheel 4", 100 x 25	8 mm	24 mm	228105	228107	228109	0	0
201034	Rubber wheel 3", 80 x 34	8 mm	25 mm	228104	228106	228109	0	0
201047	Rubber wheel 4", 100 x 34	8 mm	25 mm	228104	228106	228109	0	0
201056	Rubber wheel 5", 125 x 34	8 mm	25 mm	228104	228106	228109	0	0
201063	Rubber wheel 6", 150 x 34	8 mm	25 mm	228104	228106	228109	0	0
201046	Alu wheel 4", 100 x 22	8 mm	25 mm	228104	228106	228109	0	0
201054	Alu wheel 5", 125 x 22	8 mm	25 mm	228104	228106	228109	0	0
201053	Skater wheel 5", 125 x 25	8 mm	25 mm	228104	228106	228109	0	0
201056	Rubber wheel 5", 125 x 34	8 mm	25 mm	228104	228106	228109	0	0
20104C+6H	Fiber wheel color 4" or 5"	8 mm	25 mm	228104	228106	228109	0	0
201041	Rubber wheel 4" 100 x 26	10 mm	26 mm	228008	228014	228004	228005	0
201042	Rubber wheel 4" 100 x 32	10 mm	32 mm	228001	228002	228003	228004	228005
201051	Rubber wheel 5" 125 x 26	10 mm	32 mm	228001	228002	228003	228004	228005
201052+5K+5L	Rubber wheel 5.5" 140 x 40	10 mm	41 mm	0	0	228001	228003	228004
201063	Rubber wheel 6", 150 x 34	10 mm	25 mm	228104	228106	228109	0	0
201058	Rubber wheel 5" 125 x 34	10 mm	32 mm	228001	228002	228003	228004	228005
201061	Rubber wheel 6" 150 x 27	10 mm	32 mm	228001	228002	228003	228004	228005
201062	Rubber wheel 6" 150 x 33	10 mm	32 mm	228001	228002	228003	228004	228005
201071	Rubber wheel 7" 175 x 27	10 mm	37 mm	0	228001	228002	228011	228004
201072	Rubber wheel 7" 175 x 33	10 mm	37 mm	0	228001	228002	228011	228004
201081	Rubber wheel 8" 200 x 33	10 mm	37 mm	0	228001	228002	228011	228004
201082	Rubber wheel 8" 200 X 27	10 mm	37 mm	0	228001	228002	228011	228004
202061	Polyurethan 6" 150 x 30	10 mm	32 mm	228001	228002	228003	228004	228005
202071	Polyurethan 7" 175 x 45	10 mm	54 mm	0	0	0	0	228016
202072	Polyurethan 7" 175 x 45	10 mm	41 mm	228002	0	228001	228003	228004
202081	Polyurethan 8" 200 x 30	10 mm	37 mm	0	228001	228002	228011	228004
203051	5" Alu-pneu., 125 x 30 mm	8 mm	26 mm	228104	228106	228109	0	0
203061	Pneu. wheel 6" 150 x 30	10 mm	32 mm	228001	228002	228003	228004	228005
203071	Pneu. wheel 7" 175 x 45	10 mm	41 mm	0	0	228001	228003	228004
203081	Pneu. wheel 8" 200 x 30	10 mm	37 mm	0	228001	228002	228011	228004
204061	Flexel wheel 6" 150 x 30	10 mm	32 mm	228001	228002	228003	228004	228005
204071	Flexel wheel 7" 175 x 45	10 mm	41 mm	0	0	228001	228003	228004
204081	Flexel wheel 8" 200 x 30	10 mm	37 mm	0	228001	228002	228011	228004
204082	Flexel wheel 8" 200 x 50	10 mm	41 mm	0	0	0	228003	228004

# Mobilex A/S - Price list

All prices are per pcs. and in EUR.

04.2025

Leaflet A

## Distance bushings

ItemNr	Description	Img.	Price
228001	Distance bushing, 2 x ø8 mm	A30	0,53
228016	Distance bushing, 3 x ø8 mm	A30	0,53
228002	Distance bushing, 4 x ø8 mm	A30	0,53
228008	Distance bushing, 5 x ø8 mm	A30	0,53
228003	Distance bushing, 6 x ø8 mm	A30	0,53
228014	Distance bushing, 7 x ø8 mm	A30	0,53
228011	Distance bushing, 8 x ø8 mm	A30	0,84
228004	Distance bushing, 10 x ø8 mm	A30	0,95
228012	Distance bushing, 12 x 8 mm	A30	0,95
228005	Distance bushing, 14 x ø8 mm	A30	0,84
228006	Distance bushing, 2 x ø6 mm	A30	0,53
228009	Distance bushing, 4 x ø6 mm	A30	1,05
228015	Distance bushing, 6 x ø6 mm	A30	0,53
228010	Distance bushing, 8 x ø6 mm	A30	0,53
228017	Distance bushing, Etac, ø6 x 7.5 mm	A30	1,58
228007	Distance bushing, Etac, ø6 x 12 mm	A30	1,05
228020	Distance bushing, 2 x ø9 mm for 12 mm bearing	A30	1,05
228202	Distance bushing, 3 x ø8 mm for 12 mm bearing	A30	7,88

ItemNr	Description	Img.	Price
228101	Spacer, 2 x ø8 mm	A31	0,63
228102	Spacer, 3 x ø8 mm	A31	0,63
228103	Spacer, 4 x ø8 mm	A31	0,63
228104	Spacer, 5 x ø8 mm	A31	0,63
228105	Spacer, 6 x ø8 mm	A31	0,63
228106	Spacer, 7 x ø8 mm	A31	0,84
228107	Spacer, 8 x ø8 mm	A31	0,84
228108	Spacer, 9 x ø8 mm	A31	0,84
228109	Spacer, 10 x ø8mm	A31	0,84

228098	Box with 200 various bushings	A29	98,70
228099	Box with 200 various distance spacers	A29	93,45



# Mobilex A/S - Price list

All prices are per pcs. and in EUR.

04.2025

Leaflet A

## Spacers, screws, washers, lock nuts and bolts

ItemNr	Description	Img.	Price
229021	Axle set, M8 x 40 mm	A28	0,63
229022	Axle set, M8 x 45 mm	A28	1,50
229023	Axle set, M8 x 60 mm	A28	1,50
229004	Locknut M4, bag with 10 pcs	A28D	2,00
229005	Locknut M5, bag with 10 pcs	A28D	1,05
229006	Locknut M6, bag with 10 pcs	A28D	2,00
229008	Locknut M8, bag with 10 pcs	A28D	2,50
229105	Washer ø5, bag with 10 pcs	A28C	2,00
229106	Washer ø6, bag with 10 pcs	A28C	2,00
229108	Washer ø8, bag with 10 pcs	A28C	2,00
229512	Screw M5 x 12 mm, bag with 10 pcs	A28E	2,37
229516	Screw M5 x 16 mm, bag with 10 pcs	A28E	2,37
229525	Screw M5 x 25 mm, bag with 10 pcs.	A28E	5,00
229530	Screw M5 x 30 mm, bag with 10 pcs	A28E	5,00
229540	Screw M5 x 40 mm, bag with 10 pcs.	A28E	3,42
229625	Cylinderheaded bolt M6 x 25 mm, bag with 10 pcs	A28A	3,42
229630	Cylinderheaded bolt M6 x 30 mm, bag with 10 pcs	A28A	5,00
229655	Cylinderheaded bolt M8 x 55 mm, for plastic front fork, 45 mm, bag with 10 pcs	A28A	5,52
229670	Cylinderheaded bolt M8 x 70 mm, for plastic front fork, 60 mm, bag with 10 pcs	A28A	7,88
229690	Cylinderheaded bolt, M8 x 90 mm, bag with 10 pcs.	A28A	8,93
229820	Bolt M6 x 20 mm, bag with 10 pcs.	A28B	3,42
229825	Bolt M8 x 25 mm, bag with 10 pcs	A28B	3,94
229830	Bolt M6 x 30 mm, bag with 10 pcs	A28B	3,42
229841	Bolt M8 x 40 mm, bag with 10 pcs	A28B	4,47
229860	Bolt M6 x 60 mm, bag with 10 pcs	A28B	7,00
229861	Bolt M8 x 60 mm, bag with 10 pcs	A28B	7,00
229865	Bolt M8 x 65 mm, bag with 10 pcs	A28B	6,00
229880	Bolt M8 x 80 mm, bag with 10 pcs	A28B	6,83

# Mobilex A/S - Price list

All prices are per pcs. and in EUR.

04.2025

Leaflet F

## Tente castors

ItemNr	Description	Load	Height	Hole	Img.	Price
250021	ø50 mm wheel, with slide bearing, 2470 PJI 050 P30	50	69	Ø10	F1	13,65
250031	ø75 mm wheel, with roller bearing, 2470 PJI 075 P30	75	100	Ø10	F1	14,70
250022	ø50 mm wheel, with roller bearing and brake, 2475 PJI 050 P30	50	69	Ø10	F2	22,58
250032	ø75 mm wheel, with rollerbearing and brake, 2470 PJI 075 P30	75	100	Ø10	F2	25,73
250033	ø75 mm wheel, with ball bearing, 2470 PJP 075 P30	75	100	Ø10	F3	23,63
250034	ø75 mm wheel, with roller bearing and brake, 2477 PJP 075 P30	75	100	Ø10	F4	30,45
250036	Swingable black wheel ø75 mm with ballbearing, ø10 mm hole, 2470 PJP 075 P30	75	100	Ø10	F10	41,48
250041	ø100 mm wheel, with ball bearing, 2470 PJP 100 P30	100	135	Ø10	F3	26,78
250051	ø125 mm wheel, with ball bearing	100	160	Ø10	F3	30,45
250061	ø150 mm wheel, with ballbearing, 2470 PJP 150 P30	100	185	Ø10	F3	63,00
250071	ø75 mm wheel with ball bearing, 11 PJP 075	75	--	--	F3	13,65
250072	ø100 mm wheel with ball bearing, 11 PJP 100	100	--	--	F3	16,80
250073	ø125 mm wheel with ball bearing, 11 PJP 125	100	--	--	F3	21,00
250042	ø100 mm wheel, with ball bearing and brake, 2470 PJP 100 P30	100	135	Ø12	F4	33,60
250052	ø125 mm wheel, with ball bearing and brake, hole 12 mm, 2477 PJP 125 P30	100	160	Ø12	F4	34,65
250062	ø150 mm wheel, with ballbearing and brake, 2477 PJP 150 P30	100	185	Ø12	F4	85,05
250047	ø100 mm black wheel for Vela chair, total-brake, high stem, 5446PJP100R26-28 S45	80	138	Ø10	F5	96,60
250057	ø125 mm wheel for beds, total-brake, high, high stem, 2476 PJP 125 R26-28S45	100	163	--	F5	118,65
250058	ø125 mm wheel for beds, total-brake, high, low stem, 2476 PJP 125 R36-28S45	100	163	--	F5	93,45
250065	ø150 mm wheel for hospital beds, directionbrake, 2044 UAP 150 R26-28S	150	183	--	F6	172,20
250066	ø150 mm wheel for hospital beds, direction brake, antistatic, 2044 XSX 150 R26-28S45	150	183	--	F6	181,65
250067	ø150 mm wheel for hospital beds, total brake, 2046 UAP 150 R26-28S	150	183	--	F6	175,35
250068	ø150 mm wheel for hospital beds, total brake, antistatic, 2046 XSX 150 R26-28S45	150	183	--	F6	186,90

250044	Manner wheel ø100 mm with brake	100	140	Ø12	F7	34,65
250054	Manner wheel ø125 mm with brake	100	160	Ø12	F7	41,48
250064	Manner wheel ø150 mm	100	180	Ø12	F7	49,35

250035	Double swingable wheel ø75 mm with ball bearing 2970 PJP 075 P30	100	99	Ø10	F8	30,45
250046	ø100 mm plastic wheel with brake, with ball bearing for lifts	100	135	Ø12	F9	35,70
250049	Swivel ø100 mm wheel from plastic with brake and stainless ballbearings for bathchairs	100	133	Ø12	F11	32,55
250058	Swivel ø125 mm wheel from plastic with brake for bath chairs	100	158	Ø12	F11	40,43

## Accessories for castors

ItemNr	Description	Img.	Price
250201	Stainless tube ø19 mm for castor, 180 mm long with 7 ø6 mm holes and M12 hole in bottom	F12	14,70
250904	Round-headed screw, 12 x 45mm. stainless steel	F13	2,37
250905	Screw M12 x 25 mm. Stainles steel	F13	1,58
250906	Screw M10 x 25 mm. Stainles steel	F13	1,05
250990	Reduction bushing from plastic	F14	0,21
250991	Expander for tube ø19-21,5 mm	F15	11,03

# TYRES TYRES



## Leaflet B

Tyres and puncture proof solutions

### Patterns of pneumatic tyres

#### B1. Standard tyres for rear wheels on manually operated wheelchairs



#### B2. Kenda wheelchair tyres



**B2a.** Kenda K-191 Konzept

The Kenda **K-191 Konzept** is an excellent all-purpose and sports tyre. It offers excellent acceleration and turning characteristics.

**B2b.** Kenda K-196

The Kenda **K-196 Kontender** is specially designed for the active and fast moving wheelchair user. It has a smooth centre profile for higher speeds and water-repellent grooves for wet conditions.

**B2c.** Kenda K-1053 Kwik Trax

The Kenda **K-1053 Kwik Trax** is specially designed for casual everyday driving. The Kwik Trax is the ideal tyre for all weather conditions.

#### B3. Tufo tubular tyres



The tubeless **Tufo** tyres have a specially designed side wall that after inflation sticks on to the rim and do not slip on it. Most of the tyre stays inside the rim and is in that way protected from side impact damages. No gluing to the rim is required.


#### B4. CST VN Master Protect



The **VN Master Alpha Protect** with PlatinumShield puncture protection combines the advantages of a 3mm LDP rubber layer with a layer of tightly woven and extra light EPS polyfibre. This multi-layer structure provides optimal puncture protection for wheelchair tyres. It has a smooth-running and comfortable profile and is easy to install due to the lack of required directional mounting.

### B5. Tyres for electric wheelchairs

Overview of tire profiles for electric wheelchairs or scooters





### B6. Schwalbe wheelchair tyres



**B6a.** Marathon Evolution / Marathon+

The all-new version comes with improved rolling resistance. In addition, the SmartGuard protection belt is made from a proportion of recycled natural rubber. The "anti-aging" sidewall construction can withstand the typical overloading from insufficient inflation pressure for much longer. Also with the dynamic new profile and new look label.



**B6b.** Downtown

Effective puncture protection layer, hand-friendly 2-grip side wall and visually very attractive two-tone rubber compound. The special feature is the robust Black'n rolling compound in the tread center.



**B6c.** Rightrun und Rightrun+

Entry level tyre, but packed with features: Effective puncture protection layer, hand-friendly 2Grip side walls, and attractive two color compound. Robust Black'n Roll tread center compound that is nonmarking neatly completes the feature list.



**B6d.** Schwalbe One

The name alone indicates how significant this tyre is for Schwalbe. It is the fastest and at the same time most reliable wheelchair tyre they have ever made. It is manufactured in a separate facility built exclusively for the production of this new top-class tyre.



**B6e.** Durano

The popular Durano has a completely new profile and is now 10 grams lighter. Remain does its outstanding qualities obtained by: Extremely high mileage. Dual Compound for best adhesion also training on wet winter roads. Proven Race Guard protection belt.



**B6f.** Lugano

Attractive bi-color compound. The classic diamond profile provides reliable performance on dry and wet roads.



### B7. Offroad tyres



**B7a.** Standard Offroad tyre



**B7b.** Schwalbe Black Jack



**B6i.** Schwalbe LandCruiser



**B7d.** CST Offroad

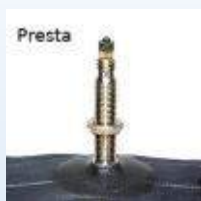


**B7e.** Kenda Nevegal




**B7f.** PR1MO Knobby

### Type of valves




Presta valve



Auto valve



Straight valve



90°/30° valve




45°/45° valve




90°/90° valve

### Puncture proof solutions

#### B8. Patterns of polyurethane tyres



**B8a**



**B8b**



**B8c**



**B8d**



**B8e**

### B9. Flexel INSERT



**B9a.** Flexel with lip



**B9b.** Flexel without lip

**Flexel Insert** is used instead of the tube. Flexel insert offers a comfortable drive without the risk of punctures. We recommend the use of Flexel insert with our tyres to make sure that they fit optimally. Flexel insert has the advantage that it can be reused.

### B10. Flexel INFILL



**B10a.** Flexel (section)



**B10b.** Flexel standard



**B10c.** Flexel Light

**Flexel Infill** is a tyre that are filled with Flexel. These tyres are used with two-part rims. They can not be reused.

We supply Flexel Infill in two versions: **Flexel** (Figure B10b) and **Flexel Light** (Figure B10c). The first is black and is made of foamed rubber, while the Flexel Light is made of a lighter, gray PU foam. Please note: not all sizes are available in both versions.

### B11. Flexel PROFILE




**B11a.** Flexel Profile



**B11b.** Profile section

The **Flexel Profile** is fitted between tyre and tube, and creates a 100% puncture-proof protection. The Flexel profile can also be used on not-split rims and is also suggested for patients that prefer the pneumatical tyres driving comfort, but would like to avoid punctures.

### B12. Fitting tools and accessories



**B12a.** Mounting tool for polyurethane tyres



**B12a.** Tyre lever of steel, plastic (black) or from Schwalbe (blue)



**B12c.** Fitting paste for tyres



**B12d.** Soap for Flexel fitting




**B12e.** Sealer for tyres



**B12f.** Schwalbe glueless patches



**B12g.** Tube repair set



**B12h.** Valve adapter DV/SV to AV (left), AV to DV/SV (right)



**B12i.** Schwalbe AirMax digital manometer

# Mobilex A/S - Price list

All prices are per pcs. and in EUR.

04.2025

Leaflet B

## Standard Tyres (Colours = cap of tyre/lateral)

ItemNr	Description	Img.	Price
205051	5" x 1" tyre racing profile, IA-2613	B5A	15,75
205061	6" x 1 1/4" tyre, 150 x 30 mm, grooved lengthwise, IA-2802	B5B	9,98
205071	7" x 1 3/4" tyre, 175 x 45 mm, grooved lengthwise, IA-2801/C-179	B5B	13,65
205081	8" x 1 1/4" tyre, 200 x 30 mm, grooved lengthwise, IA-2802	B5B	11,03
205082	8" x 2" tyre, 200 x 50 mm, grooved lengthwise, IA-2802	B5B	15,75
205085	8" x 2" tyre, 200 x 50 mm, black, grooved lengthwise, C-179	B5B	16,80
205084	8" x 2" tyre, 200 x 50, block patterned, C-968	B5C	19,95
205101	10" x 2" tyre, 250 x 50, grooved lengthwise, C-179	B5B	18,90
205121	12 1/2" x 2 1/4" tyre, (57-203), light patterned, IA-2601	B5D	18,90
205122	12 1/2" x 2 1/4" tyre, (57-203) block patterned, IA-2814	B5E	21,00
205124	12 1/2" x 2 1/4" tyre, (57-203), black, block patterned, IA-2814	B5E	17,85
205126	12 1/2" x 2 1/4" tyre, (62-203), block patterned, C-628, reinforced	B5E	23,63
205129	12 1/2" x 1.75 x 2 1/4" (47-203), tyre, C-607	B5D	14,70
205161	16" x 1.75" tyre (47-305), light patterned, IA-1601	B5D	15,75
205205	20" x 1" (25-451), tyre, fishbone, IA-2806	B1A	18,90
205201	20" x 1 3/8" tyre (37-451), light patterned, IA-2205	B1D	15,75
205206	20" x 1.75" x 2" (47-406), light patterned, C-97	B5T	17,85
205203	20" x 1.75" x 2" (47-406), tyre, black, light patterned, C-97	B5T	33,60
205225	22" x 1" (25-498), tyre, fishbone, IA-2806	B1A	18,90
205221	22" x 1" tyre (25-489), fishbone, IA-2806	B1A	18,90
205228	22" x 1" (25-489), tyre, patterned, IA-2818	B1C	17,85
205349	22" x 1" (25-489) VN Master Alpha Protect tyre with puncture protection, black	B4	36,75
205223	22" x 1 3/8" (37-489), tyre, light patterned, IA-2205	B1D	16,80
205224	22" x 1 3/8" (37-501), tyre, light patterned, IA-2205	B1D	15,75
205222	22" x 1 3/8" (37-498), tyre, light patterned, IA-2205	B1D	16,80
205241	24" x 1" (25-540), tyre, fishbone, IA-2806/C-1051	B1A	17,85
20534A	24" x 1" (25-540) tyre, nutpatterned, IA-2818	B1C	19,95
20534B	24" x 1" (25-540) black Speedlite tyre	B1A	27,83
205347	24" x 1" (25-540) VN Master Alpha Protect tyre, black	B4	31,50
205246	24" x 1" (25-540), tyre grey/black, fishbone, IA-2806	B1A	19,95
205248	24" x 1" (25-541), tyre, black/grey, nutpatterned, IA-2818	B1C	19,95
205242	24" x 1 3/8" (37-540), tyre, light patterned, IA-2205	B1D	15,75
205243	24" x 1 3/8" (37-540), tyre, patterned, IA-2803	B1E	15,75
205249	24" x 1 3/8" (37-540), tyre, grooved lengthwise, C-746	B5B	18,90
205244	24" x 1 3/8" x 1 1/4", (32-540) tyre, fishbone, IA-2807	B1B	17,85
20524J	24" x 1.75" (47-507), MTB tyre, black	B7A	19,95
20534F	MTB tyre 24" x 1.95" (50-507) C-1027 (for FAT WHEEL)	B7D	27,83
20525V	25" x 1" (25-559) VN Master Alpha Protect tyre, black	B4	32,82
20526V	26" x 1" (25-590) VN Master Alpha Protect tyre, black	B4	34,13
205262	26" x 1" (25-590) tyre, fishbone, IA-2806	B1A	23,63
205261	26" x 1 3/8" (37-590) tyre, light patterned, IA-2205	B1D	16,80

## Tufo tubolar tyres

ItemNr	Description	Img.	Price
205229	22" x 1" (25-489), tufo B3, tubular tyres, orange	B3A	85,05
20524B	24" x 1" (25-540) Tufo B3, tubular tyres, orange	B3A	87,15
20524R	24" x 1" (22-540) Tufo MS3, tubular tyres, blue	B3B	87,15
205255	25" x 1" (22-559) Tufo MS3, tubular tyres, blue	B3B	88,20
205265	26" x 1" (22-590) Tufo MS3, tubular tyres, blue	B3B	88,20
205284	28" x 1" (22-622) Tufo MS3, tubular tyres, blue	B3B	88,20

# Mobilex A/S - Price list

All prices are per pcs. and in EUR.

04.2025

Leaflet B

## Schwalbe tyres (Colours = cap of tyre/lateral)

ItemNr	Description	Img.	Price
205212	12" x 1.75" (47-203), Schwalbe Kid Plus PunctureGuard, black	B6K	16,80
20522G	22" x 1" (25-489), Schwalbe Marathon Evolution Reflex tyre, black	B6A	63,00
20522D	22" x 1" (25-489), tyre, Schwalbe Rightrun, grey/black	B6C	21,00
20522E	22" x 1" (25-501), tyre, Schwalbe Rightrun, grey/black	B6C	18,90
20524H	24" x 1 3/8" (37-540) Schwalbe Marathon Plus tyre, grey/black	B6A	55,65
205245	24" x 1" (25-540), Schwalbe tyre, 10 bar, fishbone	B1A	18,90
20524F	24" x 1" (25-540) Schwalbe tyre, grey/black, 10 bar, fishbone	B1A	18,90
20534D	24" x 1" (25-540) Schwalbe Downtown tyre, black, 10 bar, light patterned	B6B	23,63
20524Y	24" x 1" (25-540) Schwalbe Marathon Evolution tyre, black, 10 bar	B6A	57,75
20524A	24" x 1" (25-540), Schwalbe Marathon Evolution Reflex tyre, black, 10 bar	B6A	63,00
20524I	24" x 1 1/8" (28-540) Schwalbe Marathon Evolution tyre, black, 10 bar	B6A	57,75
20524G	24" x 1" (25-540) Schwalbe Marathon Plus tyre, grey/black, 10 bar	B6A	55,65
205343	24" x 1" (25-540) Schwalbe Rightrun tyre, black	B6C	23,63
20524T	24" x 1" (25-540) tyre, Schwalbe Rightrun, blue/black	B6C	21,00
20524L	24" x 1" (25-540) Schwalbe Rightrun tyre, grey/black	B6C	21,00
20524X	24" x 1" (25-540) Schwalbe Rightrun tyre, red/black	B6C	21,00
20524U	24" x 1" (25-540) Schwalbe Rightrun Plus tyre, grey/black	B6C	55,65
205240	24" x 1 1/8" (28-540), Schwalbe Rightrun tyre, grey/black	B6C	21,00
20524W	24" x 1" (25-540) tyre, Schwalbe One, black, foldable	B6D	80,85
20524S	24" x 1.75" (47-507) Schwalbe Landcruiser, black	B6I	21,00
205342	24" x 1 3/8" (37-540) Schwalbe Marathon Evolution tyre, black, 6 bar	B6A	55,65
205346	24" x 1 3/8" (37-540) Schwalbe Downtown tyre, grey/black	B6B	23,63
205348	24" x 2.10" (54-507) Schwalbe Black Jack	B7B	25,20
205253	25" x 1" (25-559) Schwalbe Marathon EvolutionTyre, black, 10 bar	B6A	57,75
205252	25" x 1 1/8" (28-559) Schwalbe Marathon Evolution, black, 10 bar	B6A	60,90
205254	25" x 1" (23-559) Schwalbe Rightrun tyre, grey/black	B6C	22,58
205256	25" x 1 1/8" (28-559) Tyre, Rightrun, grey/black	B6C	22,58
20525A	25" x 1" (25-559) Schwalbe One tyre, foldable, black	B6D	87,15
205266	26" x 1" (25-590) Schwalbe Marathon Evolution tyre, black, 10 bar	B6A	60,90
205263	26" x 1" (25-590) Schwalbe Rightrun tyre, grey/black	B6C	28,88
20526C	26" x 1" (23-571) Schwalbe One tyre, foldable, black	B6D	89,25
20526B	26" x 1.75" (47-559) Marathon Plus Tour tyre, black	B6J	68,25
20526D	26" x 2" (50-559) Schwalbe Black Jack tyre, black	B7B	24,68
205282	28" x 1" (23-622) Schwalbe Durano RaceGuard tyre, black	B6E	49,35
205281	28" x 1" (23-622) Schwalbe Lugano tyre, black	B6F	21,00
205283	28" x 1" (23-622) Schwalbe Speedair tyre, white/black	B6G	57,75
260017	Schwalbe Airmax Pro manometer	B12I	24,68
210003	Set of 3 pcs. Schwalbe plastic tyre levers	B12J	5,52

## Kenda tyres with Kevlar insert (Colours = cap of tyre/lateral)

ItemNr	Description	Img.	Price
20524E	24" x 1" (23-540) Kenda K191 Konzept tyre, blue/black	B2A	37,80
20524V	24" x 1" (23-540) Kenda K191 Konzept tyre, red/black	B2A	37,80
20524N	24" x 1" (23-540) Kenda K191 Konzept tyre grey/black	B2A	37,80
205240	24" x 1" (25-540) Kenda Kwick-Trax K1053 tyre, black	B2A	37,80
205247	24" x 1" (25-540), Kenda tyre Kwick-Trax grey/black - K1053	B2C	32,55
20524M	24" x 1" (25-540) Kenda K196 Kontender tyre, black	B2B	37,80
205257	25" x 1" (23-559) Kenda K191 Konzept tyre, red/black	B2A	40,43
205258	25" x 1" (23-559) Kenda K191 Konzept tyre, grey/black	B2A	40,43
20525E	25" x 1" (23-559) Kenda K-191 Konzept tyre, blue/black	B2A	40,43
20525C	25" x 1" (25-559) Kenda K196 Kontender tyre, red/black	B2B	40,43
205269	26" x 1" (23-590) Kenda K196 Kontender tyre, red/black	B2B	40,43
20526A	26" x 1" (23-590) Kenda K196 Kontender tyre, grey/black	B2B	40,43
20526E	26" x 1" (23-590) Kenda K-196 Kontender tyre, blue/black	B2B	40,43
205285	28" x 1" (23-622) Kenda K196 Kontender tyre red/black	B2B	40,43

## Kenda Offroad tyres

ItemNr	Description	Img.	Price
20532W	Kenda Nevegal tyre 22" x 1,95" (50-501), black	B7E	63,00
20534W	Kenda Nevegal tyre 24" x 2.1" (54-540) black	B7E	63,00

**Polyurethan tyres**

ItemNr	Description	Img.	Price
211121	12 1/2" x 2 1/4 polyurethan, grooved lengthwise, C-1009	B5B	35,70
211161	16" x 1 3/4" polyurethane ribbed	B1E	40,95
211204	20" x 1 3/8" (37-451) polyurethane tyre, block patterned, C-2803	B8E	24,68
211201	20" x 1 3/8" polyurethane tyre patterned - C1001	B8C	23,63
211203	20" x 1" (25-451) polyurethane tyre, fishbone - C-1006	B8C	25,73
211221	22" x 1 3/8" (37-489) polyurethane patterned, C-1001	B8C	24,68
211228	22" x 1 3/8" (37-489), polyurethane tyre, blockpatterned, C-2803	B8E	26,78
211226	22" x 1 3/8" (37-498/501) polyurethane tyre, block patterned, C-2803	B8E	24,68
211229	22" x 1 3/8" (37-498/501), polyurethane tyre, patterned, C-1001	B8C	27,83
211222	22" x 1 3/8" (37-498/501) polyurethane tyre, patterned, C-2205	B8D	24,68
211225	22" x 1" (14-489) polyurethane tyre, patterned, C-1001	B8C	26,78
21122B	22" x 1" (25-489) polyurethane tyre, black patterned, Krypton	B8A	28,88
21124X	24" x 1 3/8" (37-540), polyurethane block patterned - box with 30 pcs	B8E	402,15
211244	24" x 1 3/8" (37-540) polyurethane tyre, block patterned, C-2803	B8E	24,68
211242	24" x 1 3/8" (37-540) polyurethane tyre, light patterned, C-1001	B8C	26,78
211241	24" x 1 3/8" (37-540) polyurethane tyre, light patterned, C-2205	B8D	25,73
21124Y	24" x 1 3/8" (37-540) polyurethane tyre, light patterned, box with 30 pcs.	B8C	402,15
21124H	24" x 1 3/8" (37-540) polyurethane tyre, black block patterned	B8E	28,88
21124E	24" x 1" (25-540), polyurethane tyre for narrow rim width, light pattered, black	B8A	31,50
21124S	24" x 1" (25-540), polyurethane tyre for narrow rim, light pattered	B8A	31,50
21124D	24" x 1" (25-540) polyurethane tyre, block patterned, C-2803	B8E	23,63
211243	24" x 1" (25-540) polyurethane tyre, light patterned, C-1001	B8C	23,63
21124Z	24" x 1" (25-540), polyurethane tyre, light patterned, box with 30 pcs.	B8A	402,15
211248	24" x 1" (25-540) polyurethane, patterned, black	B8C	24,68
211251	25" x 1" (23-559), polyurethane tyre, light patterned C-1001	B8C	24,68
211252	25" x 1" (23-559) polyurethane, black, patterned	B8A	26,78
211261	26" x 1 3/8" (37-590) polyurethane tyre, light patterned, C-2205	B8D	28,88
211262	26" x 1" (25-590) polyurethane tyre, light patterned, C-1001	B8C	28,88
211263	26" x 1" (25-590) polyurethane, fishbone, black, patterned	B8B	28,88

**All PU covers are grey and for standard rim widths, unless otherwise stated.**

**Fitting tools**

ItemNr	Description	Img.	Price
210001	Tyre lever of steel	B12B	26,78
210002	Tyre lever of plastic (3 pcs)	B12B	5,52
210005	Cone key for car valve type	B12K	9,98
210008	Lubricant for montage of tyres, 1 kg	B12C	40,43
210010	Liquid for Flexel fitting, 1/2 litre	B12D	17,85
210011	Tyre sealer, 1 litre	B12E	32,55
210012	Patch adhesive (vulcaniser liquid), 25g/35ml	B12L	12,00
210023	Schwalbe glueless patches (package with 6 pieces)	B12F	8,93
210021	Tube-Repair-Set with patches	B12G	4,47
210090	Pump nippel car -> bike valve	B12HB	4,47
210091	Pumpniple bike -> car valve	B12HA	2,37
207990	Valvecone, short for straight car valve	B12M	1,58
211501	Mobilex PU-fitting device	B12A	181,65



## Tyres for e-wheelchairs

ItemNr	Description	Img.	Price
206031	2.50" - 3" (210x65) tyre, grooved lengthwise, IA-2802	B5B	22,58
206033	2.50" - 3" (210x65) tyre, block patterned, C-248	B5I	31,50
206034	2.50" - 3" (210x65) tyre, black, grooved, C-179	B5B	21,00
206041	2.80" - 2.5" - 4" tyre, ligh patterned, IA-2817	B5H	22,58
20604L	2.80" - 2.50" - 4" tyre, light patterned, C-178	B5G	24,68
20604A	2.80" - 2.50" - 4" tyre, grooved lengtwise, C-179	B5B	23,63
20604K	2.80" - 2.50" - 4" tyre, black, light patterned, C-178	B5G	22,58
206042	3.00" - 4" (260x85) tyre, block patterned, IA-2805	B5I	26,78
206043	3.00" - 4" (260x85) tyre, grooved lengthwise, IA-2802	B5B	26,78
206044	3.00" - 4" (260x85) tyre, V-profile, IA-2804	B5L	26,78
206049	3.00" - 4" (260x85) tyre, V-profile, C-920	B5F	49,35
20604E	3.00" - 4" (260x85) tyre, black, V-profile, C-920	B5F	48,30
20604D	3.00" - 4" (260x85) tyre, block patterned, C-248	B5I	26,78
20604F	3.00" - 4" (260x85) tyre, black, block patterned, C-248	B5I	28,88
206045	4.10" - 3.50" - 4" tyre, light patterned, C-189	B5F	30,45
20604B	4.00" - 4" tyre, block patterned, C-248	B5I	31,50
206048	4.00" - 4" tyre, black patterned HF 210	B5K	40,43
20605A	3.00" - 5" tyre, V-profile, C-920	B5F	53,55
206053	4.00" - 5" tyre, block patterned, IA-2815	B5J	42,53
206056	4.00" - 5" tyre, block patterned, C-154	B5J	50,40
206055	4.00" - 5" tyre, block patterned, black, C-154	B5J	50,40
206054	4.10" - 3.50" - 5" tyre, block patterned, C-156	B5K	36,75
206057	4.10" - 3.50" - 5" tyre, block patterned, C-154	B5J	39,38
206058	4.10" - 3.50" - 5 tyre, block patterned, C-154, black	B5J	37,80
20606C	2.50" - 6" tyre, light patterned, C-177	B5Q	37,80
206065	3.00" - 6" tyre, V-profil, C-917	B5M	46,73
20606D	4.00-6 tyre black block pattern C-166	B5K	49,35
206068	4.10" - 3.50" - 6" tyre, black, profile C-178	B5G	44,63
206062	4.10" - 3.50" - 6" tyre, black, block patterned, C-156	B5K	43,58
206063	4.10" - 3.50" - 6" tyre, 4 layer, block patterned, C-168	B5O	39,38
206066	4.10 - "3.50" - 6" tyre, 6 layers, block patterned, C-156/ IA 2805	B5K	40,43
20606A	4.10" - 3.50" - 6" tyre, black, block patterned, C-168	B5O	43,58
206069	5.30" - 4.50" - 6" tyre, 6 layers, block patterned, C-166	B5P	63,00
20608D	2.50" - 8" tyre, light patterned, IA-2817	B5H	32,55
20608A	2.50" - 8" tyre, light patterned, C-177	B5Q	42,53
20608B	2.50" - 8" tyre, black, block patterned, C-177	B5Q	49,35
206081	3.00" - 8" tyre, block patterned, IA-2805	B5I	37,80
206088	3.00" - 8" tyre, block patterned, IA-2805, reinforced	B5I	44,63
206082	3.00" - 8" tyre, grooved lengtwise, C-179	B5B	48,30
206083	3.00" - 8" tyre, V-profile, IA-2804	B5L	37,80
206085	3.00" - 8" tyre, black, block patterned, IA-2805	B5R	37,80
206087	3.00" - 8" tyre, block patterned, C-248	B5I	46,73
20608L	3.00" - 8" tyre, V-profile, C-917	B5M	54,60
20608K	3.00" - 8" decke, black, Racing profile, C-917	B5M	57,75
20608M	3.00" - 8" tyre (3.00-90-8), black, IA-2805, Minicrosser	B5R	35,70
206089	3.00" - 8" tyre, black patterned, C-248	B5R	44,63
20608C	3.50" - 8" tyre, block patterned, C-168	B5O	68,25
20608E	4.00" - 8" tyre, block patterned, C-168	B5O	71,40
206102	3.00" - 10" tyre, block patterned, C-131	B5S	80,85
206106	3.00" - 10" tyre, V profile, C-917	B5M	85,05
206133	13" - 5.00" - 6", tyre, block patterned, C-9266/C-165	B5N	56,70
206132	13" - 5.00 - 6", tyre, black, patterned, C-9266/C-165	B5N	53,55



# Mobilex A/S - Price list

All prices are per pcs. and in EUR.

04.2025

Leaflet B

## Tubes

ItemNr	Description	Price
207051	5" x 1" tube, 125 x 30, 45/45, car valve	9,98
207061	6" x 1 1/4" tube, 150 x 30, 45/45, car valve	7,88
207071	7" x 1 3/4" tube, 175 x 45, 90/30 car valve	8,93
207072	7" x 1 3/4" tube, 175 x 45, 90/90 car valve	7,88
207081	8" x 1 1/4" tube, 200 x 30, 45/45, car valve	7,88
207082	8" x 2" tube, 200 x 50, 90/30, car valve	8,93
207083	8" x 2" tube, 200 x 50, 90/90, car valve	8,93
207101	10" x 2" tube, straight car valve	8,93
207121	12 1/2" x 2 1/4" tube, straight car valve	5,52
207122	12 1/2" x 2 1/4" tube, 90/90 car valve	7,88
207124	12 1/2" x 2 1/4" tube, Schwalbe, 45/45 car valve	8,93
207161	16" x 1.75"/2.125" tube, straight car valve	6,83
207201	20" x 1 3/8" tube, straigh car valve	6,83
207202	20" x 1" tube, straigh car valve	6,83
207203	20" x 1.75"/2.125" tube, straight car valve	8,93
207207	20" x 1 3/8" tube, Schwalbe, straigh car valve	9,98
207221	22" x 1" tube, straigh car valve	6,83
207222	22" x 1 3/8" tube, straigh car valve	6,83
207223	22" x 1" tube, Schwalbe, straigh car valve	8,93
207225	22" x 1 3/8" tube, Schwalbe, straigh car valve	9,98
207241	24" x 1 3/8" tube, straigh car valve	6,83
207242	24" x 1" tube, straigh car valve	6,83
20724A	24" x 1" tube, Cheng Shin, straigh car valve	8,93
207245	24" x 1.75" (47-507) tube, straight car valve	6,83
207246	24" x 3/4" - 24" x 1" (20/28-540) tube, Schwalbe, straigh car valve	9,98
207247	24" x 1 3/8" tube 28/47-507/541, Schwalbe, straigh car valve	9,98
207249	24" x 3/4", 24" x 1" (20/28-540) tube, Schwalbe, 40 mm presta valve	9,98
20724W	24" x 1,95/2,125" tube, straigh car valve	17,85
207251	25" x 1" tube, straight car valve	6,83
207252	25" x 1" (25-559) Schwalbe tube, straight car valve	8,93
207253	25" x 3/4" (20-559) tube, Schwalbe, straight auto	8,93
207254	25" x 3/4" (18/25-559/571) tube, Schwalbe, Presta valve	9,98
207261	26" x 1 3/8" tube, straight car valve	6,83
207262	26" x 1" tube, straight car valve	6,83
207264	26" x 1" tube (20-590), Schwalbe, straigh car valve	9,98
207265	26" x 1 3/4" (47-559) tube, Schwalbe, straight auto valve	9,98
207267	26" x 3/4" (20-590) tube, Schwalbe, Presta valve	9,98
207281	28" x 1" (19/23-622) tube with 48 mm Presta valve	7,88
207282	28" x 1" (18/28-622), Schwalbe tube with 40 mm Presta valve	9,98
207283	28" x 7/8" (23-622) Schwalbe tube, straight auto	9,98

## E-wheelchair tubes

ItemNr	Description	Price
208031	2.50" - 3", tube 90/90 car valve	11,03
208041	2.80" - 2.50" - 4", tube, 90/90 car valve	12,08
208042	3.00" - 4", tube 90/90 car valve	12,08
208043	4.00" - 4" / 4.10 / 3.50" - 4", tube, 90/90 car valve	12,08
208051	3.50" / 4" - 4", tube, 90/90 car valve	12,08
208054	3.00" - 5", tube, 90/90 Auto	13,65
208052	4.00" - 5" / 4.10 - 3.50" - 5", tube, 90/90 auto valvet	15,75
208061	4.10" - 3.50" - 6" tube, 90/90 car valve	15,75
208062	4.10" - 3.50" - 6" tube, straight car valve	13,65
208064	5.30" - 4.50" - 6", tube, 90/90 car valve	19,95
208066	2.50" - 6", tube, 90/90 auto	11,03
208065	3.00" - 6", tube, 90/90 car valve	14,70
208081	3.00" - 8" tube, 90/90 car valve	13,65
208082	3.00" - 8", tube, straight car valve	12,08
208083	2.50" - 8", tube, 90/90 car valve	12,08
208084	3.50" - 8" / 4.00" - 8", tube, straight car valve	14,70
208085	3.50" - 8" / 4.00" - 8", tube, 90/90 car valve	15,75
208102	Tube 3.00" - 10" / 3.00" - 3.50" - 10", 90/90, car valve	18,90
208131	13 - 5.00 - 6" tube, 90/90 valve	17,85

## Flexel Inser

ItemNr	Description	Img.	Price
212121	12 1/2" x 2 1/4" Flexel Insert for non split rims - with lip	B9A	67,20
212122	12 1/2" x 2 1/4" Flexel Insert for split rims - without lip	B9B	67,20
212241	24" x 1" Flexel Insert SD, width 20 mm	B9A	31,50
212245	24" x 1" Flexel Insert, width 25 mm	B9A	33,60
212242	24" x 1 3/8" Flexel Insert	B9A	37,80
212243	24" x 1" Flexel Insert without lip	B9B	42,53
212244	24" x 1 3/8" Flexel Insert without lip	B9B	52,50

## Flexel Infill


ItemNr	Description	Img.	Price
213071	Flexel Infill 7" x 1 3/4", grooved lengthwise, width 32 mm	B5B	27,83
213081	Flexel Light Infill 8" x 2" (200 x 50), grooved lengthwise, IA--2802, width 32 mm	B5B	31,50
213086	Flexel Infill 8" x 2", grooved lengthwise C-179, black, width 32 mm	B5B	54,60
21308A	Flexel Infill 8" x 2" (200 x 50), block patterned IA-2622, width 32 mm	B5C	37,80
21308L	Flexel Infill 8" x 2", grooved, C-179, width 42 mm	B5B	40,43
21308G	Flexel Infill 8" x 2", block patterned C-968, width 36 mm for Vermeiren Drive	B5C	40,43
21308F	Flexel Infill 8" x 2", block patterned C-968, width 42 mm for Vermeiren Drive	B5C	40,43
213089	Flexel Infill 8 1/2" x 2", light patterned, IA-2817, width 36 mm	B5H	40,43
213031	Flexel Light Infill 2.50" - 3", grooved IA-2802, width 42 mm	B5B	46,73
213032	Flexel Infill 2.50" - 3", grooved lengthwise, black, C-179, width 42 mm	B5B	51,45
213034	Flexel Infill 2.50" - 3", block patterned C-248, width 42 mm	B5I	56,70
213035	Flexel Infill 2.50" - 3", grooved, Impac IS-300, width 42 mm	B5B	53,55
21304E	Flexel Infill 2.80"/2.50 - 4", grooved C-179, width 48 mm	B5B	53,55
213041	Flexel Light Infill 2.80"/2.50 - 4", light patterned IA-2817, width 58 mm	B5H	43,58
21304H	Flexel Infill 2.80"/2.50 - 4", light patterned, C-178 black, width 58 mm	B5G	53,55
213042	Flexel Infill 2.80"/2.50 - 4", light patterned IA-2817, width 72 mm	B5H	53,55
213043	Flexel Light Infill 3.00" - 4", block patterned IA-2805, width 72 mm	B5I	66,15
213044	Flexel Infill 3.00" - 4", grooved lengthwise, width 72 mm	B5B	80,85
213045	Flexel Infill 2.80"/2.50 - 4", grooved lengthwise C-179, width 63 mm	B5B	53,55
213046	Flexel Infill 3.00" - 4", V profile C-920, width 58 mm	B5M	96,60
213048	Flexel Infill 4.00" - 4", block patterned C-248, width 63 mm	B5I	107,10
213049	Flexel Infill 3.00" - 4", block patterned IA-2805 / C-248, width 58 mm	B5I	80,85
21304A	Flexel Infill 3.00" - 4", V-profile IA-2804, width 63 mm	B5M	80,85
21304B	Flexel Infill 3.00" - 4", block patterned, black, C-248, flexelwidth 58 mm	B5I	80,85
21304C	Flexel Infill 3.00" - 4", block patterned C-248, width 65 mm	B5I	80,85
21304D	Flexel Infill 3.00" - 4", V-profile C-920, width 68 mm	B5F	97,65
213051	Flexel Infill 4.00" - 5", block patterned IA-2815, width 68 mm	B5J	112,35
213052	Flexel Infill 4.10" - 3.5 " - 5", block patterned C-156, width 68 mm	B5K	96,60
213063	Flexel Infill 4.10" - 3.50" - 6", black, block patterned, C-156, width 60 mm	B5K	123,90
213062	Flexel Infill 4.10" - 3.50" - 6", block patterned, C-156, width 67 mm	B5K	123,90
213069	Flexel Infill 4.10" - 3.50" - 6", black, block patterned, C-156, width 67 mm	B5K	123,90
213065	Flexel Infill 3.00" - 6", V-profile C-917, width 51 mm	B5M	75,60
213066	Flexel Infill 13" - 5.00" - 6", block patterned C-165, width 68 mm	B5N	208,95
213067	Flexel Infill 13" - 5.00" - 6", black, block patterned C-165, width 68 mm	B5N	208,95
213082	Flexel Light Infill 3.00" - 8", block patterned IA-2805, width 53 mm	B5I	82,95
213083	Flexel Light Infill 3.00" - 8", block patterned IA-2805, width 38 mm	B5I	82,95
213084	Flexel Infill 3.00" - 8", V-profile C-917, width 48 mm	B5M	114,45
213085	Flexel Infill 3.00" - 8", V profile, IA-2804, width 53 mm	B5M	107,10
21308S	Flexel Infill 3.00" - 8", black, block patterned IA-2805, width 48 mm	B5R	105,00
213087	Flexel Infill 3.00" - 8", black, block patterned IA-2805, width 53 mm	B5I	114,45
21308B	Flexel Infill 2.50" - 8", light patterned IA-2817, width 48 mm	B5H	82,95
21308D	Flexel Infill 3.50" - 8", block patterned, C-168, width 38 mm	B5O	150,15
21308E	Flexel Light Infill 3.00" - 8", block patterned IA-2805, width 48 mm	B5I	89,25
21308J	Flexel Infill 3.00" - 8", V-profile C-917, width 58 mm	B5M	114,45
21308M	Flexel Infill 3.00/90" - 8", black, block C-248/IA-2805, width 65 mm for Minicrosser	B5R	75,60

## Flexel profile insert

ItemNr	Description	Img.	Price
214041	Flexel profile insert 3.00" - 4"	B11A	24,68
214061	Flexel profile insert 4.10" - 3.50" - 6" / 4.00" - 5"	B11A	28,88
214081	Flexel profile insert 3.00" - 8"	B11A	31,50
214131	Flexel profile insert 13" - 5.00" - 6"	B11	31,50

The following is an explanation of the tyre sizes. On the next pages you will also find a matrix showing the right Flexel Infill for the most commonly used electrical wheelchairs.

**Tabel of standard Flexel Infill tyres** (for prices please see above)



Size	Colour	Profile	Pic.	Width - item nr.	Type	Width - item nr.	Type	Width - item nr.	Type
7 x 1 ¾	grey	Grooved	B5d	33 mm - 213071	F				
200 x 50	grey	Grooved	B5d	33 mm - 213081	FL				
200 x 50	grey	block	B5c	33 mm - 21308A	F				
2.50 x 3	grey	Grooved	B5d	43 mm - 213031	FL				
2.50 x 3	grey	block	B1g	43 mm - 213034	F				
2.50 x 3	black	Grooved	(B5d)	43 mm - 213032	F				
2.80 - 2.50 x 4	grey	Patterned	B5e	58 mm - 213041	FL	72 mm - 213042	F		
2.80 - 2.50 x 4	grey	Grooved	B5d	63 mm - 213045	F				
3.00 - 4	grey	block	B1g	58 mm - 213049	F	72 mm - 213043	FL		
3.00 - 4	grey	V-Profil	B5m	58 mm - 213046	F				
3.00 - 4	grey	Grooved	B5d	72 mm - 213044	F				
3.00 - 4	black	block	(B1g)	58 mm - 21304B	F				
4.00 - 4	grey	block	B1g	63 mm - 213048	F				
4.00 - 5	grey	Patterned	B5j	68 mm - 213051	F				
4.10 - 3.50 x 5	grey	block	B5k	68 mm - 213052	F				
3.00 - 6	grey	V-Profil	B5m	51 mm - 213065	F				
2.50 - 8	grey	Patterned	B5h	48 mm - 21308B	F				
3.00 - 8	grey	block	B5i	36 mm - 213083	FL	48 mm - 21308E	FL	53 mm - 213082	FL
3.00 - 8	grey	block	B5i	36 mm - 213...	F	48 mm - 213...	F	53 mm - 213...	F
3.00 - 8	black	block	(B5i)	53 mm - 213087	F				
3.00 - 8	grey	Patterned	B5l	53 mm - 213085	F				
3.00 - 10	grey	block	B5i	58 mm - 2130103	F				

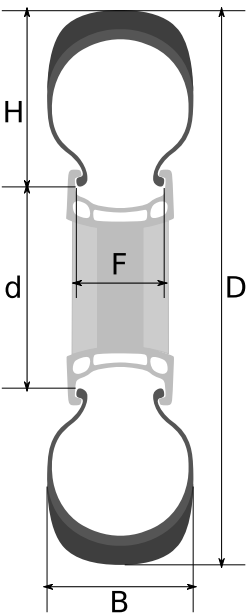
\* Type: F=Flexel, FL=Flexel light

**Attention:** We supply the Flexel insert in two versions: Flexel and Flexel Light.

"Flexel" is black and made of foam rubber, while "Flexel Light" is made of grey polyurethane foam.

Not all tyre sizes are available in both versions.

**Tyre sizes, inch and metric tyre names and markings**



a) Tyre dimensions for scooters or e-wheelchairs,  
 Rear or front wheels

D = tyre outside diameter  
 d = rim diameter  
 H = balloon height  
 B = balloon width

Only for Flexel:

F = rim shoulder width inside

Examples:

13 / 5.00 - 6 D = 13 ", B = 5.00", d = 6 "  
 3.00-4, both H and B = 3.00 ", d = 4"  
 3.00 / 90-8 H = 3.00 ", B corresponds to 90% of H, d = 8"

**b) Tyre dimensions for large rear wheels of hand-operated wheelchairs**

(Using the example of a 24 "x 1" wheel)

ISO (ETRTO)	English (inch)	French (mm)
25 - 540 Width - inner Ø (mm)	24" x 1" Outer Ø - width (inch)	600 x 25 Outer Ø - width (mm)

**The same tyre can have different measurements!** (ETRTO, inch or mm - see pictures)

## Tyre table for electronic wheelchairs

Producer	Model	FRONT tyre	Pattern	Mobilex Item nr.
Invacare	Moover 85	12 1/2" x 2 1/4"	Block	212121 + 205126
Invacare	Moover 95	--	--	--
Invacare	Storm 3	3.00" - 6"	Racing	213065
Invacare	Storm X5	3.00" - 4"	Block	213043
Meyra	Champ	2.80" / 2.50" - 4"	Ribbed	213042
Meyra	Optimus	3.00" - 10"	Block	213103
Meyra	Smart	3.00" - 4"	Ribbed	213044
Meyra	Sprint	3.00" - 4"	Ribbed	213044
Otto Bock	B500	2.50/2.80" - 4"	Ribbed	21304E
Permobil	C500	3.00" - 8"	Block	213082
Permobil	Chairman	3.00" - 8"	Block	213082
Sunrise	Quickie P220	--	--	--
Vermeiren	Tracer	3.00" - 4"	Block	213043

Producer	Model	REAR tyre	Pattern	Mobilex Item nr.
Invacare	Moover 85	200 x 50	Ribbed	213081
Invacare	Moover 95	3.00" - 4"	Block	213043
Invacare	Storm 3	8 1/2" x 2"	V-Profile	213082
Invacare	Storm X5	3.00" - 8"	Block	213087
Meyra	Champ	3.00" - 8"	Racing	21308J
Meyra	Optimus	3.00" - 8"	Block	213082
Meyra	Smart	3.00" - 8"	Racing	21308J
Meyra	Sprint	3.50" - 8"	Block	21308D
Otto Bock	B500	3.00" - 8"	Block	21308E
Permobil	C500	2.50" - 3"	Ribbed	213031
Permobil	Chairman	200 x 50	Complete wheel	204086
Sunrise	Quickie P220	4.10" / 3.50" - 6"	Block	213062
Vermeiren	Tracer	3.00" - 8"	Racing	213085

*All prices are per pcs. and in EUR.*

*Leaflet B*

## Tyre table for scooters

Producer	Model	FRONT tyre	Pattern	Mobilex Item nr.
Invacare	Auriga	3.00" - 4"	Ribbed	213044
Invacare	Meteor	4.00" - 5"	Block	213051
Ortopedia	Touring 926	3.50" - 10"	Block	213102
Sunrise	Elite	4.10" / 3.50" - 6"	Block	213061
Sunrise	Swift	3.00" - 4"	Ribbed	213044

Producer	Model	REAR tyre	Pattern	Mobilex Item nr.
Invacare	Auriga	3.00" - 4"	Block	213043
Invacare	Meteor	4.00" - 5"	Block	213051
Ortopedia	Touring 926	4.10" / 3.50" - 6"	Block	213062
Sunrise	Elite	13" - 5.00" - 6"	Block	213066
Sunrise	Swift	3.00" - 4"	Block	213043



# LARGE WHEELS



## Leaflet C, CX, CY, CZ

Large wheels and accessories, Spinergy, pushrims, one-hand drive and drum brake set

Foto C1



**Aluminium standard wheel** without tire and pushrim. Available in 20", 22", 24" and 26".

Foto C2



**Standard wheels with drum brake** without tires and pushrim. Available in 20", 22", 24" and 26".

Foto C3



**Complete wheel** from aluminium with black hub, PU tyre and aluminium pushrim. Available in 20", 22" and 24".

Standard wheel	
Hub width	49 or 53 mm
Bearings	12 mm oder 1/2"
Max. load	75 kg per wheel

Standard wheel with drum brake	
Hub width	46 mm
Bearings	12 mm
Max. load	75 kg per wheel

Complete wheel	
Hub width	49 mm
Bearings	12 mm oder 1/2"
Max. load	75 kg per wheel

Foto C4b



Foto C4a

**Buffalo HD** wheel with reinforced 53 mm hub with 2.6 mm spokes. The black aluminium rim is reinforced and equipped with a built-in pushrim. It has a 1 3/8" tyre with Flexel. Only available in 24".

Foto C10



Foto C11

**Complete wheel** for Invacare wheelchairs with 1" tyre (C10) or Etac with 1 3/8" tyre (C11). Silver aluminium pushrim. Available in 20", 22" and 24". For Etac also available in 26".

Foto C5



The **Ultralite wheel** is an easy and inexpensive wheel with a total weight of only 1120 grams. Comes with double walled black rim, black aluminium hub, aluminium pushrim and 1" tyres. Only available in 24".

Buffalo Heavy Duty	
Hub width	53 mm
Bearings	12 mm or 1/2"
Max. load	<b>140 kg</b> per wheel

Complete wheel for Handicare	
Hub width	53 mm
Bearings	12 mm
Max. load	75 kg per wheel

Ultralite	
Hub width	49 mm
Bearings	12 mm or 1/2"
Max. load	75 kg per wheel

Foto C6



Mobilex **Storm** wheel with 12 spokes, black hollow rim with 1" Speedline tyre, black CNC machined aluminium hub and black aluminium pushrim. Total weight 1890 grams incl. tyre, tube and pushrim. Only available in 24".

Storm	
Hub width	49 mm
Bearings	12 mm or 1/2"
Max. load	75 kg per wheel

Foto C12



The Tristar wheel is an aluminium wheel with 3 large spokes. The total weight incl. tyre and tube is 1730 grams. The "Black Pearl" colour is black with bright dots.

Tristar	
Hub width	49 mm
Bearings	12 mm or 1/2"
Max. load	75 kg per wheel

Foto C7



Mobilex **Offroad** wheel with black double wall rim mounted on black high flange hub. Black aluminium pushrim, with tube and black 24" offroad tyre. The wheel can be delivered with 12 mm or with 1/2" bearings. Only available in 24".

Mobilex Offroad	
Hub width	53 mm
Bearings	12 mm or 1/2"
Max. load	75 kg per wheel

Foto C17



Mobilex **Offroad Twin** wheel with welded double wall aluminium rim, 2 MTB tyres 1.75" x 24". Black high flange hub with 1/2" bearings. Black aluminium pushrim. Only available in 24".

Mobilex Offroad Twin	
Hub width	mm
Bearings	1/2"
Max. load	75 kg pro Rad

Foto C8



**FAT Wheel** complete with black aluminium rim and black aluminium hub, 36 galvanized steel spokes and black aluminium pushrim. MTB studded tyres 24" x 1.95". Only available in 24".

FAT Wheel	
Hub width	53 mm
Bearings	12 mm or 1/2"
Max. load	75 kg per wheel

Foto C9



Mobilex **Outdoor Extreme** Wheel with black aluminium rim, black high flange hub, Schwalbe Black Jack tyre 24" x 2.10" (54-507) and black aluminium pushrim. Only available in 24".

Outdoor Extreme	
Hub width	53 mm
Bearings	12 mm or 1/2"
Max. load	75 kg per wheel

### Accessories for rear wheels

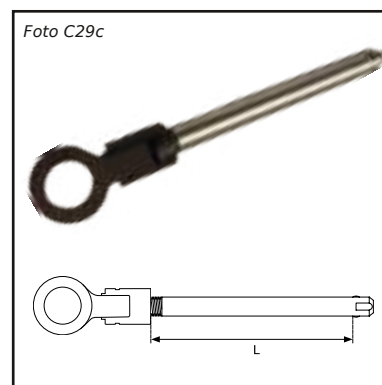
Quick release axles, bushings, bearings, cables and outer casing



Quick release axle




Quick release axle with big button  
(silver or black coloured)



QR axle with Tetragreb



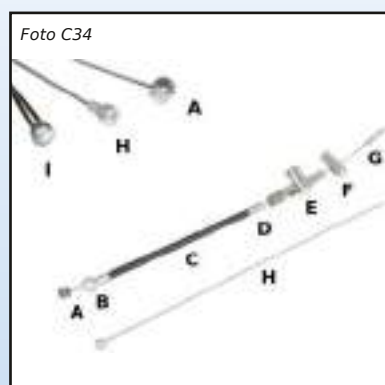
Bushings and screw nut



Parts for fitting of pushrims



Reflector



Cable aprts



Roll with 50 mt. outer casing,  
box with 100 cables



Rim tapes



Bearing



Box with 50 pcs. assorted  
bearings (9 sizes)



Tool for assembling of bearings on  
rear wheels



## Standard rear wheels - without tyre and pushrim

ItemNr	Description	Ø	Img.	Price
215201	20" spoke wheel with ø12 mm hub, without pushrim, tyre and tube	451		64,05
215221	22" spoke wheel with 12 mm hub, without pushrim, tyre and tube	489		61,95
215241	24" spoke wheel with 12 mm hub, without pushrim, tyre and tube	540		63,00
215261	26" wheel with 12 mm hub, without pushrim, tyre and tube	590		75,60

D1120	Standard wheel 20" with 1/2" hob without tyre, tube and pushrim	451	C1	49,35
D1122	Standard wheel 22" with 1/2" hub without tyre, tube and pushrim	489	C1	49,35
D1124	Standard wheel 24" with 1/2" hub without tyre/tube and pushrim	540	C1	49,35
D1126	Standard wheel 26" with 1/2" hub without tyre/tube and pushrim	590	C1	57,75

215203	20" drum brake wheel without tyre, tube, pushrim and brake plate	451	C2	93,45
215223	22" drum brake wheel, 489 mm rim, ø12 mm hub, without tyre, tube, pushrim and brake plate	489	C2	93,45
21522P	22" drum brake wheel, 501 mm rim, ø12 mm hub, without tyre, tube, pushrim and brake plate	501	C2	93,45
215243	24" drum brake wheel without tyre, tube, pushrim and brake plate, 12 mm bearings	540	C2	87,15
215263	26" drum brake wheel without tyre, tube, pushrim and brake plate, ø12 mm bearings	590	C2	168,00

## Ultralite rear wheels - without tyre and pushrim

ItemNr	Description	Ø	Price
21820U	20" Ultralite light weight wheel with 12 mm black hub, black rim, without tire, tube and pushrim	451	143,85
21822U	22" Ultralite light weight wheel with 12 mm black hub, black rim, without tire, tube and pushrim	489	143,85
21834U	24" Ultralite light weight wheel with 12 mm black hub and rim, without tire and pushrim	540	143,85
21826U	26" Ultralite light weight wheel with 12 mm black hub, black rim, without tire, tube and pushrim	590	143,85

## Fitting of pushrims and tyres and exchange of bearings

If wheels are to be delivered completely assembled, we charge the following costs for fitting

ItemNr	Description	Price
D3130	Fitting of pushrim on wheel	22,58
D3110	Fitting of tyre and tube on wheel	22,58
D3120	Fitting of PU tyres on wheel	22,58
D3121	Mounting of Flexel on wheels	33,60

Note: You will find pushrims in Leaflet CY and tyres in Leaflet B

## Complete rear wheels

ItemNr	Description	Ø	Img.	Price
21520A	20" wheel, silver ø12 mm hub for Etac, 1 3/8" PU , silver pushrim with 4 holes for clips	451	C11	124,95
21522A	22" wheel, silver ø12 mm hub for Etac, 1 3/8" PU , silver pushrim with 4 holes for clips	498	C11	124,95
21524D	24" wheel, silver ø12 mm hub for Etac, 1 3/8" PU , silver pushrim with 4 holes for clips	540	C11	124,95

21520C	20" wheel, silver, ø12 x 53 mm hub, tyre 1", silver aluminium pushrim	451	C11	140,70
21522C	22" wheel, silver, ø12 x 53 mm hub, tyre 1", silver aluminium pushrim	489	C11	140,70
21524C	24" wheel, silver, ø12 x 53 mm hub, tyre 1", silver aluminium pushrim	540	C11	140,70
21526C	26" wheel, silver, ø12 x 53 mm hub, tyre 1", silver aluminium pushrim	590	C11	150,15

21520F	20" wheel, black hub ø12 x 53 mm, PU tyre 1 3/8", silver aluminium pushrim	451	C3	75,60
21522F	22" wheel, black, ø12 x 53 mm hub, PU tyre 1 3/8", silver aluminium pushrim	489	C3	80,85
21524F	24" wheel, black, ø12 x 53 mm hub, PU tyre 1 3/8", silver aluminium pushrim	540	C3	80,85

21520S	20" wheel, black hub ø12 x 53 mm, 1 3/8" PU tyre, 4 hole silver alu. pushrim	451	C10	112,35
21522S	22" wheel, black hub ø12 x 53 mm, 1 3/8" PU tyre, 4 hole silver alu. pushrim	489	C10	112,35
21524S	24" wheel, black hub ø12 x 53 mm, 1 3/8 PU tyre, 4 hole silver alu. pushrim	540	C10	112,35

21520R	20" wheel , black hub ø12 x 53 mm, 1" tyre/tube, 4 hole silver pushrim	451	C10	112,35
21522R	22" wheel , black hub ø12 x 53 mm, 1" tyre/tube, 4 hole silver pushrim	489	C10	112,35
21524R	24" wheel , black hub ø12 x 53 mm, 1" tyre/tube, 4 hole silver pushrim	540	C10	112,35

## Special complete rear wheels

ItemNr	Description	Img.	Price
21824L	24" Ultralite wheel, 1/2" hub, black rim, with tyre and silver aluminium pushrim	C5	199,50
D1519	24" Ultralite wheel, 1/2" hub, black rim, with tyre and silver aluminium pushrim	C5	199,50
218248	24" Storm wheel, black, 12 mm hub, black pushrim, black rim with 1" tyre	C6	199,50
D1521	24" Storm wheel, black, 1/2" hub, black pushrim, black rim with 1" tyre	C6	199,50
218232	24" Tristar wheel with black pushrim, tyre and tube	C12	467,25
218240	Offroad wheel 24" x 1.75 (47-504) MTB tyre, 12 mm hub, black aluminium pushrim	C7	210,00
218242	Offroad wheel 24" x 1.75 (47-504) MTB tyre, 1/2" hub, black aluminium pushrim	C7	210,00
D1514	Offroad wheel 24" x 1.75" (47-507) MTB tyre, 12 mm bearings, high friction pushrim	C7	223,65
218247	Offroad wheel 24" x 1.75" (47-504) MTB tyre, 1/2" hub, high friction pushrim	C7	223,65
D1513	Offroad wheel 24" x 1.75 (47-504) MTB tyre, 12 mm hub, stainless steel pushrim	C7	223,65
21824F	Offroad wheel 24" x 1.75 (47-504) MTB tyre, 1/2" hub, stainless steel pushrim	C7	223,65
21834T	Twin offroad wheel, 2 x 24" x 1.75 (47-507), MTB tyre, 1/2" bearings, black alu pushrim	C17	548,10
21834C	Outdoor Extreme wheel 24" x 2.10" (54-507) MTB, black aluminium handrim	C9	312,90

Standard quick release axles

ItemNr	Description	Img.	Price
219008	Quick release axle ø12 x 85 mm	C28	26,78
219001	Quick release axle ø12 x 98 mm	C28	26,78
219002	Quick release axle ø12 x 104 mm	C28	26,78
219003	Quick release axle ø12 x 108 mm	C28	26,78
219006	Quick release axle ø12 x 112 mm	C28	26,78
219004	Quick release axle ø12 x 123 mm	C28	26,78

219101	Quick release axle ø1/2" x 99 mm	C28	26,78
219102	Quick release axle ø1/2" x 104 mm	C28	26,78
219104	Quick release axle ø1/2" x 108 mm	C28	26,78
219103	Quick release axle ø1/2" x 112 mm	C28	26,78
219107	Quick release axle ø1/2" x 118 mm	C28	26,78
219105	Quick release axle ø1/2" x 122 mm	C28	26,78
219108	Quick release axle ø1/2" x 130 mm	C28	26,78

Quick release axles with big button

ItemNr	Description	Img.	Price
219302	Quick release axle ø12 x 99 mm black pushbutton for Ultralite wheel	C29A	28,88
219303	Quick release axle ø12 x 104 mm black push button for standard hub	C29A	28,88
219304	Quick release axle ø12mm x 108 mm silver pushbutton for standard hub	C29	28,88
219308	Quick release axle ø12 x 108 mm with black push button for standard hub	C29A	28,88
219306	Quick release axle ø12 x 118 mm with silver pushbutton for standard hub	C29	28,88
219305	Quick release axle ø12mm x 118 mm black pushbutton for standard hub	C29S	28,88

219407	Quick release axle ø1/2" x 94 mm with black push button for standard hub	C29A	28,88
219401	Quick release axle ø1/2" x 99 mm with black push button for Ultralite and X-Core wheels	C29A	28,88
219402	Quick release axle ø1/2" x 101 mm with black pushbutton for standard hub	C29A	28,88
219404	Quick release axle ø1/2" x 104 mm black push button for standard hub	C29A	28,88
219405	Quick release axle ø1/2" x 112 mm with black push button for standard hub	C29S	28,88
219409	Quick release ø1/2" x 118 mm with black push button for Ultralite wheel	C29A	28,88

Quick release axles for Ultralite Hub

ItemNr	Description	Img.	Price
219302	Quick release axle ø12 x 99 mm black pushbutton for Ultralite wheel	C29A	28,88
219401	Quick release axle ø1/2" x 99 mm with black push button for Ultralite and X-Core wheels	C29A	28,88
219403	Quick release axle ø1/2" x 104 mm for Octopus/X-core/Typhoon wheels with silver pushbutton	C29A	28,88
219406	Quick release axle ø1/2" x 108 mm black push button for Ultralite wheel	C29A	28,88

Spinergy quick release axles for R10 hub

ItemNr	Description	Img.	Price
219601	Spinergy Quick release 5/8" x 4.25" for R10 bearings	C28	122,85
219602	Spinergy Quick release 5/8" x 4.75" for R10 bearings	C28	122,85

Various quick release axles, bushings and nuts

ItemNr	Description	Img.	Price
219411	Quick release axle ø1/2" x 122 mm with tetragrip	C29C	51,45
219905	Tetra grip for quick release axles	C29D	43,58
219122	Quick release axle ø1/2" x 104 mm, chrome plated	C28	9,98
219201	Bushing ø12 x 50 mm, M16 x 1	C30A	13,65
219202	Bushing ø12 x 60 mm, M16 x 1	C30A	15,75
219203	Bushing ø12 x 75 mm, M16 X 1	C30A	17,85
219210	Bushing ø1/2" x 51 mm	C30B	19,95
219501	Nut M16 x 1, Diameter 24 mm	C31	1,05
219502	Nut M18 x 1, Diameter 24 mm	C31	1,32



## Accessories for rear wheels

ItemNr	Description	Img.	Price
227011	Inner cable with "pear" formed nipple, 180 cm	C34H	1,58
227012	Inner cable with "barrel" formed nipple, 180 cm	C34A	1,58
227013	Inner cable with "ball" formed nipple, 180 cm	C34H	1,58
227018	Inner cable, double with 2 wires, ø1.5 mm x 180 cm	C34I	11,03
227060	Inner cable 180 cm with "barrel" formed nipple, box with 100 psc	C36A	100,80
227021	Outer cable 550 mm	C34C	1,58
227022	Outer cable 800 mm	C34C	2,10
227023	Outer cable 900 mm	C34C	2,37
227024	Outer cable 1200 mm	C34C	2,63
227026	Outer cable 1400 mm	C34C	2,89
227050	Outer cable ø5 mm, 50 m in box	C36	51,45
227002	Cable adjuster M6 x 25 mm	C34E	1,84
227003	Screw clamp ø8 x 15 mm	C34F	1,58
227006	Screw clamp ø5 x 7.5 mm	C34F	0,95
227004	Closing clamp for inner cable	C34G	0,11
227007	End cover from metal for ø5 mm cables	C34D	0,21
227008	End cover from metal for ø6 mm cables	C34D	0,21
227009	End cover from plastic for ø5 mm cables	C34D	0,27

229001	Screw, 5 x 40 mm	C17A	0,32
229002	Distance tube, 5.2 x 26 mm	C17B	0,21
229512	Screw M5 x 12 mm, bag with 10 pcs	A28E	2,37
229003	Mounting fitting for pushrim	C17E	0,21

215820	Rim tape for 20"	C37	1,05
215822	Rim tape for 22"	C37	1,05
215824	Rim tape for 24"	C37	1,05
215826	Rim tape for 26/28"	C37	1,58
215821	Herrmans rim tape for 20/22" wheels	C37	1,58
215825	Herrmans rim tape for 24"	C37	1,32
215827	Herrmans rim tape for 26/28" wheels	C37	1,84
215851	Roll with 25 m x 15 mm high pressure self adhesive rim tape - Schwalbe	C37	35,70
215852	Roll with 25 m x 18 mm high pressure self adhesive rim tape - Schwalbe	C37	35,70
215853	Roll with 50 m x 15 mm self adhesive rim tape - Schwalbe	C37	33,60
215854	Roll with 50 m x 19 mm self adhesive rim tape - Schwalbe	C37	33,60

215810	Reflector for spoke wheel	C32	1,32
--------	---------------------------	-----	------

231000	Bearing, d=ø8 x D=ø22 x B=7 mm - 608 2RS	5,52	5,52
231001	Bearing, d=ø10 x D=ø26 x B=8 mm - 6000RS	5,52	5,52
231002	Bearing, d=ø12 x D=ø28 x B=8 mm - 6001RS	5,52	5,52
231101	Bearing, d=ø1/2" x D=ø28 x B=5/16" - R8 2RS	7,88	7,88
231102	Bearing, d=ø1/2" x D=ø1 1/8" x B=5/16" - R8 2RS (Spinergy ø1/2")	5,52	5,52
231103	Bearing, d=ø12 x D=ø1 1/8" x B=5/16" - 2RS	7,88	7,88
231201	Bearing, d=ø12 x D=ø32 x B=10 mm - 6201 2RS	7,88	7,88
231104	Bearing, d=ø15 x D=ø28 x H=7mm - 61902 2RS	9,98	9,98
231202	Bearing, d=ø15 x D=ø32 x B=9 mm - 6002 2RS	7,88	7,88
231203	Bearing, d=ø15 x D=ø35 x B=11 mm - 6202 2RS	7,88	7,88
231205	Bearing, d=ø20 x D=ø42 x B=12 mm - 6004 2RS	13,65	13,65
231990	Bearing, d=ø10 x D=ø26 - 6000 2RS , stainless	6,83	6,83
231991	Bearing, d=ø12 x D=ø28 x B=8 mm - 6001 2RS, stainless	8,93	8,93
231992	Bearing, d=ø1/2" x D=ø1 1/8" x B=5/16" - R8 2RS, stainless	11,03	11,03
231099	Box with 50 assorted bearings (9 types)	187,95	187,95

231899	Tool for mounting bearings on rear wheels	28,88	28,88
--------	---	-------	-------

## Spinergy wheels

Spinergy is a pioneer in the development of revolutionary wheels in the world of wheelchair sports and for everyday use. Spinergy wheels with fibre spokes offer very smooth rolling without annoying spoke creaking and despite their ultralight and modern design they are extremely reliable and low-maintenance.

The various possible combinations and spoke colours are available in 22", 24", 25", 26" and 28" sizes. The Spinergy wheels are supplied as standard with 1/2" ball bearings (except R10 hub), without pushrims and without tyres. Spinergy wheels with a Mobilex article number (see price list) are normally on stock. Other Spinergy models can be supplied on request, however it is possible that longer delivery times may occur.

On request, we can also supply Spinergy wheels as complete wheels, i.e. with pushrims and tyres. We can also offer individual spoke colours and designs, hubs and/or rims. Please see the section "**Spinergy Design Lab**" and refer to our price list for the additional costs.

Foto CX1a



The **Spox Everyday L** wheel is responsive, extremely durable and ideal for contact sports. If you need a lightweight, fast accelerating and agile wheel, the Spox Everyday L could be your answer. This wheel is stylish and looks fantastic.

Foto CX1p



An inexpensive wheel in the proven Spinergy® design. The **Spox Sport SL** is an excellent all-purpose wheel designed for durability without compromising style or performance. Ideal for contact sports such as tennis, basketball etc.

Foto CX1b



Designed for people looking for a unique, innovative style, the **Lite Extreme LX** is aesthetically pleasing and is designed to reduce the weight of your wheelchair without compromising its durability and performance.

Foto CX1q



Designed for people looking for performance, style and extra torsional stiffness in their wheel choices. Spinergy's **Lite Extreme LX X-Laced** is designed for maximum torsional stiffness and responsiveness.

Foto CX1c



The **Sport Lite Extreme SLX** wheel is responsive, extremely durable and ideal for contact sports enthusiasts. If you need a lightweight, fast accelerating and agile wheel, the Sport Lite Extreme could be your answer. This wheel looks fantastic, is stylish and allows you to focus on the game, not on equipment failures.

Foto CX1g



The latest design evolution from Spinergy that takes wheel performance to the next level. The **Sport Lite Extreme SLX X-Laced** wheel offers extra torsional strength and faster response. Designed for athletes who demand even more from a wheel.

Foto CX1e



The **Blade LXL** is an incredibly stylish and aesthetically pleasing wheel with a clear design that never compromises performance and durability. The Blade LXL has a 17 mm wide rim, a new minimalist hub design and of course the patented PBO fibre spokes.

**Blade spokes:** The blade spokes take this model to a new level. Each spoke is a blade shape to create a slim and innovative styling similar to high-end aero bicycles.

Foto CX1h



The **Carbon Blade CLX** wheel is the lightest high-performance wheelchair wheel on the market. The carbon fibre rim delivers a level of performance never seen before! Industry experts claim this is the most efficient wheel ever developed. It's lightweight, incredibly responsive, super durable and probably the most beautiful wheel set on the market.

The CLX wheel has a carbon fibre rim, a specially manufactured CNC hub and of course the patented PBO fibre spokes in blade form.

## Spinergy LX Flexrim

The Spinergy LX wheel with FLEXRIM is a revolutionary product that is changing the way people roll. With the urethane material holding the pushrim onto the rim, it allows the user to push with out ever touching the tire. The ultra-light and extremely strong material allows the pushrim to flex in and give the wheelchair user an extra inch or so when squeezing into very tight doorways. This product is unlike anything offered by any other company and a must have for everyday users of wheelchairs.

**Note:**  
Rim and handrim are ONE product and cannot be separated.

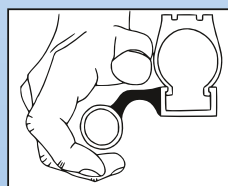


Foto CY1f

## Spinergy wheels - Technical sheet


Wheel type	Hub width	Hub type	Pict.	Spokes Diameter	Spokes Number	Max load per wheel	Weight per wheel
<i>Spox Everyday L</i>	1,80" - 46,5 mm	Standard	CX1a	3 mm	18	75 kg	720 g
<i>Spox Sport SL</i>	2,30" - 60,0 mm	Large	CX1p	3 mm	24	75 kg	760 g
<i>Lite Extreme LX</i>	1,80" - 46,5 mm	CNC milled	CX1b	4 mm	12	75 kg	660 g
<i>Lite Extreme X-Laced XLX</i>	1,80" - 46,5 mm	CNC milled	CX1q	4 mm	12	75 kg	680 g
<i>Sport Lite Extreme SLX</i>	2,30" - 60,0 mm	Large	CX1c	4 mm	24	125 kg	780 g
<i>Sport Lite Extreme X-Laced XSLX</i>	2,30" - 60,0 mm	Large	CX1g	4 mm	24	125 kg	780 g
<i>Sport Lite Extr. X-Laced XSLX R-10</i>	2,30" - 60,0 mm	Large	CX1l	4 mm	24	125 kg	800 g
<i>Blade LXL</i>	1,80" - 46,5 mm	Lite	CX1e	flat	18	75 kg	580 g
<i>Carbon Blade CLX</i>	1,80" - 46,5 mm	Lite	CX1i	flat	18	75 kg	560 g

Spinergy	22"	24"	25"	26"	28"
ETRTO (mm)	501	540	559	590	622

## Spinergy hub types



Spinergy standard hub, 1,87" or 2,30", 1/2" bearings, black or silver coloured for L, LS, SLX wheels



Spinergy CNC milled hub, 1,80", 1/2" bearings, black or silver coloured for LX wheels



Spinergy CNX milled hub 2,30", 1/2" bearings, red or black for XSLX wheel



Spinergy CNX milled hub 2,30", 1/2" bearings, red or black for XSLX wheel



Spinergy CNC milled hub, 1,80", 1/2" bearings, black or silver coloured for LX wheels



The XLSX Hub Cap mounted



## Spinerger DESIGN LAB



Complete wheel with 9 different spoke colours

For the Spinerger models LX, XLX, LXL, LXL Blade, SLX and XSLX there is the possibility to **personalize the wheels with an individual colour design**. Through the combination of 6 rim-, 6 hub- and 9 different spoke-colours there are almost no limits to your personal taste and design - enjoy yourself!

### Possible colours:

Rim: black, blue, gold, red, purple, green  
Hub: gold, black, red, purple, green, blue, silver.  
Spokes: pink, green, orange, black, white, red, yellow, blue, purple.

It is also possible to assign a different colour to each spoke, both the inner and the outer ones.

The delivery time for individually designed Spinerger wheels is approx. 12 weeks. Please see our price list for additional costs.

**ATTENTION:** Individually designed wheels cannot be returned!



## Spinerger complete wheels

On request, we can also supply all our Spinerger wheels as complete wheels, i.e. with mounted pushrims and/or with mounted tyres. Please refer to our price list for additional costs.

## Spinerger LX Offroad



Spinerger LX Offroad complete wheel

### Outdoor Wheel Package

During the development of Spinerger Offroad wheels, particular attention was paid to high efficiency and good driving characteristics. The rim corresponds to the Spinerger LX model and is supplied with 1/2" bearings as standard. It is available in 24" (22" rim) and 26" (24" rim).

Hub width: 46,5 mm  
Max. load: 75 kg per wheel

## Complementary products for Spinerger wheels (see also leaflets A and PTe)



Front wheels matching the Spinerger® spoke colours



Aluminium front wheel with black rubber tyre



Black fibre wheels



Spinerger wheel bag for 2 wheels from 22" to 28"

Spinergy standard wheels

Spinergy standard wheels  
but in this case the delivery time is approx. 12 weeks.

22" Spinergy wheels

ItemNr	Description	Img.	Price
21822A	22" Spinergy Lite Extreme LX, black Hub, 12 black spokes	CX1B	514,50
21822Z	22" Spinergy Lite Extreme LX, black hub, 12 white spokes	CX1B	514,50

24" Spinergy wheels

ItemNr	Description	Img.	Price
21824A	24" Spinergy Spox Everyday L, silver hub, 18 black spokes	CX1A	425,25
218343	24" Spinergy Spox Everyday L, black rim, black hub, 18 black spokes	CX1A	425,25
21824B	24" Spinergy Spox Everyday L, black hub, 18 red spokes	CX1A	425,25
21824C	24" Spinergy Spox Everyday L , black hub, 18 yellow spokes	CX1A	425,25
21824D	24" Spinergy Spox Everyday L, black hub, 18 blue spokes	CX1A	425,25
21824E	24" Spinergy Spox Everyday L, black hub, 18 white spokes	CX1A	425,25
218231	24" Spinergy Spox Everyday L, black hub, 18 green spokes	CX1A	425,25

21834P	24" Spinergy SLX, rainbow, 18 spokes in 9 colors	CX1U	450,00
--------	--	------	--------

218348	24" Spinergy Spox Sport Everyday SL wheel, silver hub, 24 black spokes	CX1P	425,25
--------	--	------	--------

21824U	24" Spinergy Lite Extreme LX, black rim, silver hub, 12 black spokes	CX1B	514,50
21824R	24" Spinergy Lite Extreme LX, black hub, 12 black spokes	CX1B	514,50
21824V	24" Spinergy Lite Extreme LX, black hub, 12 red spokes	CX1B	514,50
21824X	24" Spinergy Lite Extreme LX, black Hub, 12 Yellow spokes	CX1B	514,50
21824Y	24" Spinergy Lite Extreme LX, black Hub, 12 blue spokes	CX1B	514,50
21824Z	24" Spinergy Lite Extreme LX, black Hub, 12 white spokes	CX1B	514,50
21824T	24" Spinergy Lite Extreme LX, black hub, 12 orange spokes	CX1B	514,50
21824S	24" Spinergy Lite Extreme LX, black rim, black hub, 12 green spokes	CX1B	514,50
218243	24" Spinergy Lite Extreme LX, black hub, 12 purple spokes	CX1B	514,50
21834Q	24" Spinergy Lite Extreme LX, black hub, 12 pink spokes	CX1C	514,50

218244	24" Spinergy Lite Extreme LX, silver hub with 12 black spokes, flexrim	CY1F	872,55
--------	--	------	--------

218245	24" Spinergy Blade LXL, black hub with 18 black spokes	CX1E	514,50
--------	--	------	--------

21834K	24" Spinergy X-laced Lite Extreme XLX, silver hub, 12 black spokes	CX1Q	536,55
21834L	24" Spinergy X-laced Lite Extreme XLX, black hub, 12 black spokes	CX1Q	536,55
21834M	24" Spinergy X-laced Lite Extreme XLX, black hub, 12 white spokes	CX1Q	536,55
21834H	24" Spinergy X-laced Lite Extreme XLX, black hub, 12 red spokes	CX1Q	536,55
21834G	24" Spinergy X-laced Lite Extreme XLX, black hub, 12 blue spokes	CX1Q	536,55

21834B	24" Spinergy Sport Lite Extreme SLX, black hub, 24 black spokes	CX1C	514,50
21824J	24" Spinergy Sport Lite Extreme SLX, silver hub, 24 black spokes	CX1C	514,50
21824K	24" Spinergy Sport Lite Extreme SLX, black hub, 24 red spokes	CX1C	514,50
21824M	24" Spinergy Sport Lite Extreme SLX, black Hub, 24 yellow spokes	CX1C	514,50
21824N	24" Spinergy Sport Lite Extreme SLX, black Hub, 24 blue spokes	CX1C	514,50
21824P	24" Spinergy Sport Lite Extreme SLX, black Hub, 24 white spokes	CX1C	514,50
21824H	24" Spinergy Sport Lite Extreme SLX, black hub, 24 orange spokes	CX1C	514,50
21824I	24" Spinergy Sport Lite Extreme SLX, black hub, 24 green spokes	CX1C	514,50

218241	24" Spinergy X-Laced Sport Lite Extreme XSLX, black hub with 24 black spokes	CX1G	580,00
218246	24" Spinergy X-Laced Sport Lite Extreme XSLX, black hub with 24 white spokes	CX1G	580,00
218249	24" Spinergy X-Laced Sport Lite Extreme XSLX, black hub with 24 red spokes	CX1G	580,00

21824G	24" Spinergy Sport Lite Extreme X-Laced X-SLX, red R10 5/8" hub, 24 black spokes	CX1L	536,55 €
--------	--	------	----------

21834A	24" Spinergy Extra Lite Carbon Blade CLX, black hub, 18 black spokes	CX1H	648,90
--------	--	------	--------



# Mobilex A/S - Price list

All prices are per pcs. and in EUR.

04.2025

Leaflet CX

## 25" Spinergy wheels

ItemNr	Description	Img.	Price
21825A	25" Spinergy Spox Everyday L, silver hub, 18 black spokes	CX1A	447,30
21825B	25" Spinergy Spox Everyday L, black hub, 18 black spokes	CX1A	447,30
21825C	25" Spinergy Spox Everyday L, black hub, 18 blue spokes	CX1A	447,30
218358	25" Spinergy Spox Sport Everyday SL, silver hub, 24 black spoke	CX1P	447,30
21825M	25" Spinergy Lite Extreme LX, silver Hub, 12 black spokes	CX1B	559,65
21825N	25" Spinergy Lite Extreme LX, black hub, 12 black spokes	CX1B	559,65
21825Z	25" Spinergy Lite Extreme LX, black hub, 12 white spokes	CX1B	559,65
21825T	25" Spinergy Lite Extreme LX, black hub, 12 orange spokes	CX1B	559,65
21825Y	25" Spinergy Lite Extreme LX, black Hub, 12 blue spokes	CX1B	559,65
21825L	25" Spinergy X-laced Lite Extreme XLX, black hub with 12 black spokes	CX1Q	630,00
21825H	25" Spinergy Sport Lite Extreme SLX, silver hub, 24 black spokes	CX1C	559,65
218252	25" Spinergy X-Laced Sport Lite Extreme XSLX, silver hub, 24 black spokes	CX1G	610,00
218251	25" Spinergy X-Laced Sport Lite Extreme XSLX, black hub, 24 black spokes	CX1G	610,00
21825G	25" Spinergy X-Laced Sport Lite Extreme XSLX, red R10 5/8" hub, 24 black spokes	CX1G	610,00
21835A	25" Spinergy Extra Lite Carbon Blade CLX, black hub 18 black spokes	CX1H	659,40

## 26" Spinergy Räder

ItemNr	Description	Img.	Price
21826A	26" Spinergy Spox Everyday L, silver hub, 18 black spokes	CX1A	469,35
218368	26" Spinergy Spox Sport Everyday SL, silver hub, 24 black spokes	CX1P	469,35
21826M	26" Spinergy Lite Extreme LX, silver Hub, 12 black spokes	CX1B	581,70
21826R	26" Spinergy Lite Extreme LX, black hub, 12 black spokes	CX1B	581,70
21826Z	26" Spinergy Lite Extreme LX, black hub, 12 white spokes	CX1B	581,70
21826X	26" Spinergy Lite Extreme LX, black hub, 12 yellow spokes	CX1B	581,70
21826H	26" Spinergy Sport Lite Extreme SLX, silver hub, 24 black spokes	CX1C	581,70
218261	26" Spinergy X-Laced Sport Lite Extreme XSLX, black hub, 24 black spokes	CX1G	630,00
21826G	26" Spinergy X-Laced Sport Lite Extreme XSLX, red R10 5/8" hub, 24 black spokes	CX1L	630,00

## 28" Spinergy wheels

ItemNr	Description	Img.	Price
21828H	28" Spinergy Sport Lite Extreme SLX, silver hub, 24 black spokes	CX1C	581,70

## Spinergy Outdoor Wheel Package

ItemNr	Description	Img.	Price
21824W	24" Spinergy Offroad LX with tyre and aluminium pushrim, silver hub, 12 black spokes	CX1T	648,90
21826W	26" Spinergy Offroad LX with tyre and aluminium pushrim, silver hub, 12 black spokes	CX1T	648,90

# Mobilex A/S - Price list

All prices are per pcs. and in EUR.

04.2025

Leaflet CX

## Spinergy DESIGN LAB

Custom colours for Spinergy wheels (delivery time approx. 12 weeks)

ItemNr	Description	Img.	Price
D3140	pinergy Design Lab - Custom build with hub and rim colors and also spokes		156,45 €
D3141	Spinergy Design lab - custom spoke color		67,20 €

## Spinergy pushrims

ItemNr	Description	Img.	Price
21724X	24" Spinergy TC Max, ergonomic oval pushrim, stainless steel with 6 splices	CY11	575,40
21724Q	24" Spinergy TC Stainless pushrim, stainless steel with 6 splices	CY11	425,25

## Spinergy accessories and spare parts

ItemNr	Description	Img.	Price
218903	Spinergy rimtape, 24"	CX1V	4,47
218904	Spinergy rimtape, 25"	CX1V	4,47
218905	Spinergy rimtape, 26"	CX1V	4,47

218920	Spinergy protective pub cap for XSLX model wheels	CX1S	45,00
--------	---	------	-------

279035	Spinergy wheel bag for 2 wheels - 20" - 28"	PTE8	223,65
--------	---	------	--------

218400	Nipple for 3 mm Spinergy Everyday spoke		2,37
218500	Nipple for 4 mm Spinergy LX/SLX spoke		2,37

## Fitting of pushrims, tyres and Flexel

ItemNr	Description	Price
D3130	Fitting of pushrim on wheel	22,58

D3110	Fitting of tyre and tube on wheel	22,58
D3120	Fitting of PU tyres on wheel	22,58
D3121	Mounting of Flexel on wheels	33,60

D1345	Mounting of Flexel on wheels	free of charge
-------	------------------------------	----------------

## Spokes

Description	Ø	Color	Item nr. 24"	Item nr. 25"	Item nr. 26"	Item nr. 28"	Price
Speiche für Everyday Rad	3 mm	schwarz	218401	218501	218601	218801	12,08
Speiche für Everyday Rad	3 mm	blau	218402	218502	218602	---	12,08
Speiche für Everyday Rad	3 mm	rot	218403	218503	218603	---	12,08
Speiche für Everyday Rad	3 mm	gelb	218404	218504	218604	---	12,08
Speiche für Everyday Rad	3 mm	weiß	218405	218505	218605	---	12,08
Speiche für Everyday Rad	3 mm	orange	218406	218506	218606	---	12,08
Speiche für Everyday Rad	3 mm	grün	218407	218507	218607	---	12,08
Speiche für Everyday Rad	3 mm	violett	218408	218508	218608	---	12,08
Speiche für Everyday Rad	3 mm	pink	218409	218509	218609	---	12,08

Speiche für LX/SLX Rad	4 mm	schwarz	218411	218511	218611	218811	16,80
Speiche für LX/SLX Rad	4 mm	blau	218412	218512	218612	---	16,80
Speiche für LX/SLX Rad	4 mm	rot	218413	218513	218613	---	16,80
Speiche für LX/SLX Rad	4 mm	gelb	218414	218514	218614	---	16,80
Speiche für LX/SLX Rad	4 mm	weiß	218415	218515	218615	---	16,80
Speiche für LX/SLX Rad	4 mm	orange	218416	218516	218616	---	16,80
Speiche für LX/SLX Rad	4 mm	grün	218417	218517	218617	---	16,80
Speiche für LX/SLX Rad	4 mm	violett	218418	218518	218618	---	16,80
Speiche für LX/SLX Rad	4 mm	pink	218419	218519	218619	---	16,80

Blade Speiche (aussen)	flach	schwarz	21841A	21851A	---	---	19,95
Blade Speiche (innen)	flach	schwarz	21841B	21851B	---	---	19,95

Note: The Spinergy spokes come complete with nipples

## Nipples

ItemNr	Description	Price
218400	Nipple for 3 mm Spinergy Everyday spoke	2,37
218500	Nipple for 4 mm Spinergy LX/SLX spoke	2,37

**Overview for pushrims and tyres for Spinergy wheels**

ATTENTION: As standard we deliver Spinergy wheels without pushrim and without tyre.  
Please use the tables below if you want to order Spinergy wheels completely.

**Tyres for Spinergy wheels** (without assembly - assembly costs see on page before)

<b>Tyre / tube - item nr.</b>	<b>24" tube / tyre</b>	<b>25" tube / tyre</b>	<b>26" tube / tyre</b>	<b>28" tube / tyre</b>
1" Standard tyre	207242 / 205241	207251 / 205251	207261 / 205261	n.a.
1" Schwalbe Marathon+	207246 / 20524Y	207252 / 205253	207264 / 205266	n.a.
1" Schwalbe Marathon+ Refl.	207246 / 20524A	n.a.	207264 / 205267	n.a.
1" Schwalbe One	207246 / 20524W	207252 / 20525A	n.a.	n.a.
1" Schwalbe DownTown	207246 / 20524Z	n.a.	n.a.	n.a.
1" Schwalbe RightRun black	207246 / 205343	n.a.	n.a.	n.a.
1" Schwalbe RightRun grey	207246 / 20524L	207252 / 205254	207264 / 205263	n.a.
1" Schwalbe RightRun blue	207246 / 20524T	n.a.	n.a.	n.a.
1" Schwalbe RightRun red	207246 / 20524X	n.a.	n.a.	n.a.
1" Kenda K-191 blue/black	207242 / 20524E	n.a.	207262 / 20526E	n.a.
1" Kenda K-191 red/black	207242 / 20524V	207251 / 205257	207262 / 205269	207281 / 205285
1" Kenda K-191 grey/black	207242 / 20524N	207251 / 205258	207262 / 20526A	n.a.
1" Kenda K-1053 black	207242 / 20524O	n.a.	n.a.	n.a.
1" Kenda K-196 grey	n.a.	n.a.	207261 / 20526A	n.a.
1" Kenda K-196 red	n.a.	n.a.	207261 / 205269	207281 / 205285
1" Cheng Shin VN Master	207242 / 205347	--	--	--

<b>PU tyres - item nr.</b>	<b>PU 24"</b>	<b>PU 25"</b>	<b>PU 26"</b>	<b>PU 28"</b>
1" PU tyre grey	211243	211251	211262	n.a.
1" PU tyre black	211248	211252	211263	n.a.

n.a. = not available

<b>Pushrim - item nr.</b>	<b>weight (24")</b>	<b>24"</b>	<b>25"</b>	<b>26"</b>	<b>28"</b>
Pushrim aluminium silver	0,32 kg	21724B	21725B	21726B	21728B
Pushrim aluminium black	0,32 kg	217248	217258	217268	--
Pushrim stainless	0,66 kg	217244	217254	217264	--
Pushrim titanium	0,42 kg	21724T	21725T	21726T	21728T
Pushrim friction "soft"	0,64 kg	217241	--	217261	--
Pushrim friction "hard"	0,58 kg	217242	--	217262	--
Pushrim Spingery TC	0,50 kg	21724Q	--	--	--
Pushrim Spinergy TC-Grip	0,56 kg	21724P	--	--	--
Pushrim Mobilex Topgrip	0,64 kg	21724V	21725V	--	--
Pushrim Mobilex Trigrip	0,72 kg	21724Z	--	--	--

### Plastic



Black plastic pushrim. Available for mounting with bolts or clips.

### Aluminium silver



Pushrim made from aluminium available for mounting with splices, bolts or clips.

### Aluminium black




Pushrim made from black aluminium available for mounting with splices, bolts or clips.

### Stainless steel



Stainless steel pushrim. Available brushed or polished for mounting with splices, bolts or clips.

### Titanium



Titanium pushrim. Available for mounting with splices only.

### Silicone



Aluminium pushrim with black silicone coating. Available for mounting with bolts or clips.

### High Friction Medium Soft



Aluminium pushrim with black silicone coating. Available for mounting with bolts or clips.

### High Friction Medium Hard



Aluminium pushrim with black medium-hard High Friction coating. Available for mounting with splices only.

### With rubber knobs



Black aluminium pushrim with 9 rubber knobs. Available for mounting with splices only.

## Fitting of pushrims



Fitting with splices



Fitting with rivet



Fitting with clips

## Fitting parts



### Mobilex Top-Grip



The oval **Mobilex Top-Grip** push-rims have an anti-slip insert and offer a better grip that makes the wheelchair more manoeuvrable and easier to drive. The smooth black hard anodized aluminum sides minimize frictional heat during braking.

### Spinergy TC stainless




The **Spinergy TC** pushrim is made of lightweight stainless steel and has a textured surface that combines high grip with stability and hardness, especially for a stainless steel pushrim.

The **TC Max** differs in its oval ergonomic shape, which offers a larger gripping surface.

### Omobic pushrims (Available only with splices - Only the "Magnesium" pushrim is with rivets)

#### Optimum H, P and F



#### Optimum ZH and ZF

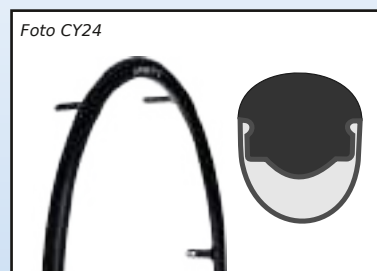


The **Omobic Optimum** series pushrims provide optimal contact for easy propulsion and braking and are best suited for users with limited hand strength. The **P model** is powder coated, while the **H and ZH models** are hard anodised. The **F and ZF models**, on the other hand, have a 1.5 mm anti-slip coating.

#### Nova H and P



#### Orbit H



#### Simi



The **Omobic** pushrims of the **Nova**, **Orbit** and **Simi** series have an anti-slip insert made of environmentally friendly silicone. They provide excellent grip, making the wheelchair more manoeuvrable and comfortable to drive. The **Nova P model** is powder coated, while the **Nova H**, **Orbit H** and **Simi models** are hard anodised.

#### Titanium



#### Ultralight



#### Magnesium



#### Lizard



The **Omobic Ultralight** Aluminium, **Omobic Magnesium** and **Omobic Titanium** pushrims are particularly light and yet very robust. The **Omobic Lizard** push rim made of aluminium offers a high grip due to its 1 mm thick silicone coating with a coefficient of friction of 0.7 and is particularly suitable for quadriplegics.

# Mobilex A/S - Price list

All prices are per pcs. and in EUR.

04.2025

Leaflet CY

We have the following pushrims in our standard program

20"	4 straight holes	6 straight holes	4 angled holes	4 splices	6 splices
4 straight holes	--	--	--	--	217203
6 straight holes	21720A	--	217201	21720B	--
4 angled holes	--	--	217207	--	--
4 splices	216201	--	--	--	--
6 splices	217206	--	--	--	--

22"	489 4 holes straight	489 6 holes straight	498/501 4 holes angled	489/501 6 holes straight	489 4 holes angled	498/501 4 holes angled	489 6 splices	489/501 6 splices
Black aluminium	--	--	--	--	--	--	217228	--
Silver aluminium	--	21722A	21722M	--	217226	--	21722B	--
Stainless steel brushed	--	--	--	--	21722E	--	217229	--
Stainless steel polished	--	--	--	--	--	--	21722D	--
Medium hard friction	--	--	--	--	--	--	217225	--
Soft friction	--	--	21722C	21722S	--	217227	217221	--
Black plastic	216225	216221	--	--	216222	--	--	--
Silicone	--	217223	21722Z	--	217224	--	--	--

24"	4 holes straight	6 holes straight	4 holes angled	6 splices	4 splices
Black aluminium	--	21724D	--	217248	21724F
Silver aluminium	--	21724A / 21724R	217247	21724B	--
Stainless steel brushed	--	21724N	21724E	217244	--
Stainless steel polished	--	--	--	21724U	--
Medium hard friction	--	--	--	217242	21724M
Soft friction	--	--	21724H	217241	--
Black plastic	216242	216241	216243	--	--
Silicone	217245	217246	217249	--	--
Titanium	--	--	--	21724T	--
Mobilex Top-Grip	--	--	--	21724V	--
Mobilex Tri-Grip	--	--	--	21724Z	--
Spinerger TCG	--	--	--	21724P	--
Spinerger TC Stainless	--	--	--	21724Q	--

25"	4 holes straight	6 holes straight	4 holes angled	6 splices
Alu black	--	--	--	217258
Alu silver	--	--	--	217257
Stainless steel polished	--	--	--	217254
Friction Medium Hard	--	--	--	217252
Titanium	--	--	--	21725T

26"	4 holes straight	6 holes straight	4 holes angled	6 splices
Black aluminium	--	--	--	217268
Silver aluminium	--	21726A	--	21726B
Stainless steel polished	--	--	--	217264
Medium hard friction	--	--	--	217262
Medium hard Soft	--	--	--	217261
Silicone	--	217266	--	--
Titanium	--	--	--	21726T

28"	4 holes straight	6 holes straight	6 splices	12 splices
Silver aluminium	--	--	21728B	--
Stainless steel polished	--	--	217284	--
Titanium	--	--	--	21728T



## Standard pushrims ("Dim." is the distance in mm between the outer side of the splices or between the center of the rivenuts)

### Pushrims of plastic

ItemNr	Description	Dim.	Img.	Price
216201	20" plastic pushrim, black, 4 holes	424	CY1	30,45
216225	22" plastic pushrim, black, 4 holes for ø489 rim	462	CY1	35,70
216221	22" plastic pushrim, black, 6 holes for ø489 rim	462	CY1	30,45
216222	22" plastic pushrim, black, 4 holes for ø489 rim	480	CY1	35,70
216242	24" plastic pushrim, 4 holes	513	CY1	42,53
216241	24" plastic pushrim, 6 holes	513	CY1	30,45
216243		513		

### Pushrims of aluminium

ItemNr	Description	Dim.	Img.	Price
21720A	20" aluminium pushrim, silver, 4 holes	424	CY2	33,60
21720B	20" aluminium pushrim, silver, with 4 splices	462	CY2	46,73
217201	20" aluminium pushrim, silver, 4 angled holes	500	CY2	33,60
21722A	22" aluminium pushrim, silver, 6 holes for ø489 rim	538	CY2	34,65
21722B	22" aluminium pushrim, silver, with 6 splices for ø489 rim	576	CY2	43,58
217226	22" aluminium pushrim, silver, 4 angled holes for ø489 rim	614	CY2	32,55
21722M	22" aluminium pushrim, silver, with 4 holes for ø501 mm rim	652	CY2	34,65
21724L	24" aluminium pushrim, silver, with 4 holes	690	CY2	49,35
21724A	24" aluminium pushrim, silver, 6 splices	728	CY2	26,78
21724R	24" aluminium pushrim silver, 6 holes, Budget type	766	CY2	22,58
21724B	24" aluminium pushrim, silver, 6 splices	804	CY2	33,60
217247	24" aluminium pushrim, silver, 4 angled holes	842	CY2	32,55
21724J	24" aluminium pushrim, silver, 6 splices for double wall rim	880	CY2	44,63
217257	25" aluminium pushrim, silver, 6 splices	918	CY2	55,65
21726A	26" aluminium pushrim, silver, 6 holes	956	CY2	43,58
21726B	26" aluminium pushrim, silver, 6 splices	994	CY2	49,35
21728B	28" aluminium pushrim, silver, 6 splices	600	CY2	55,65

217203	20" aluminium pushrim, black, 6 splices	424	CY3	44,63
217228	22" aluminium pushrim, black, 6 splices for ø489 rim	462	CY3	46,73
21724D	24" aluminium pushrim, black, 6 holes	500	CY3	41,48
21724F	24" aluminium pushrim, black, 4 splices	538	CY3	46,73
217248	24" aluminium pushrim, black, with 6 splices	576	CY3	41,48
217258	25" aluminium pushrim, black, with 6 splices	614	CY3	52,50
217268	26" aluminium pushrim, black, 6 splices	652	CY3	52,50

### Pushrims of stainless steel

ItemNr	Description	Dim.	Img.	Price
21722E	22" pushrim brushed stainless steel, 6 angled holes for ø489 rim	424	CY4	33,60
217229	22" pushrim brushed stainless steel, with 6 splices for ø489 rim	462	CY4	75,60
21722D	22" pushrim polished stainless steel, with 6 splices for ø489 rim	500	CY4	73,50
21724E	24" pushrim brushed stainless steel, 4 angled holes	538	CY4	42,53
217244	24" pushrim brushed stainless steel, 6 splices	576	CY4	37,80
21724U	24" pushrim polished stainless steel, 6 splices	614	CY4	56,70
21724N	24" pushrim brushed stainless steel, 6 holes	652	CY4	43,58
217254	25" pushrim polished stainless steel, 6 splices	690	CY4	70,35
217264	26" pushrim polished stainless steel, 6 splices	728	CY4	81,90
217284	28" pushrim polished stainless steel, 6 splices	766	CY4	85,05

### Pushrims of stainless steel

ItemNr	Description	Dim.	Img.	Price
21724T	24" titanium pushrim, 6 splices for double wall rim	424	CY5	183,75
21725T	25" titanium pushrim, 6 splices for double wall rim	462	CY5	214,20
21726T	26" titanium pushrim, 6 splices for double wall rim	500	CY5	214,20
21728T	28" titanium pushrim, 12 splices for double wall rim	538	CY5	344,40

Special pushrims ("Dim." is the distance in mm between the outer side of the splices or between the center of the rivenuts)

Pushrims with silicone

ItemNr	Description	Dim.	Img.	Price
217206	20" alu/silicone pushrim, 4 holes	424	CY6	134,40
217206	20" alu/silicone pushrim, 4 holes	462	CY6	134,40
217223	22" alu/silicone pushrim, 6 holes for ø489 rim	500	CY6	134,40
217225	22" Friction pushrim, black, hard, with 6 splices for ø489 rim	538	CY6	134,40 €
217224	22" alu/silicone pushrim, 4 angled holes for ø498 rim	576	CY6	134,40
217245	24" alu/silicone pushrim, black, 4 holes	614	CY6	134,40
217246	24" alu/silicone pushrim, black, 6 holes	652	CY6	134,40
217249	24" alu/silikone pushrim, 4 angled holes	690	CY6	134,40
217266	26" alu/silicone pushrim, black, 6 holes	728	CY6	134,40

High Friction pushrims

ItemNr	Description	Dim.	Img.	Price
217207	20" friction pushrim, black, medium soft, 4 angled holes	424	CY7	87,15
217221	22" friction pushrim, black, medium soft, 6 splices for ø489 rim	462	CY7	87,15
217227	22" friction pushrim, black, High Friction medium soft, 4 angled holes for ø498 rim	500	CY7	87,15
21722C	22" friction pushrim, black, medium soft, 4 holes for ø498 rim	538	CY7	87,15
217241	24" friction pushrim, black, medium soft, 6 splices	576	CY7	87,15
21724H	24" friction pushrim, High Friction medium soft, 4 angled holes	614	CY7	87,15
217251	25" friction pushrim, black, medium soft, 6 splices	652	CY7	98,70
217261	26" friction pushrim, black, medium soft, 6 splices	690	CY7	98,70
217225	22" friction pushrim, black, medium hard, 6 splices for ø489 rim	728	CY8	87,15
217242	24" friction pushrim, black, medium hard, 6 splices	766	CY8	87,15
21724M	24" friction pushrim, black, medium hard, with 4 splices	804	CY8	105,00
217252	25" friction pushrim, black, medium hard, with 6 splices	842	CY8	98,70
217240	24" friction pushrim, black, medium hard, 6 splices for dobbelt wall rim	880	CY8	87,15
217262	26" friction pushrim, black, medium hard, with 6 splices	918	CY8	87,15

Pushrim with 9 rubber knobs

ItemNr	Description	Dim.	Img.	Price
21724G	24" pushrim 6 splices and 9 alu/rubber knobs	804	CY9	150,15

Specially shaped pushrims

ItemNr	Description	Dim.	Img.	Price
21724V	24" Mobilex TOP GRIP pushrim with 6 splices	804	CY12	112,35 €
21725V	25" TopGrip pushrim with friction insert, black aluminium, 6 splices	804	CY12	122,85

Spinergy pushrims

ItemNr	Description	Dim.	Img.	Price
21724Q	24" Spinergy TC Stainless pushrim, stainless steel with 6 splices	804	CY11	425,25
21724X	24" Spinergy TC Max, ergonomic oval pushrim, stainless steel with 6 splices	804	CY11	575,40

Omobic pushrims

ItemNr	Description	Dim.	Img.	Price
21P24A	24" Omobic OPTIMUM H pushrim, black alum. 6 splices (corresponds to TRI GRIP 21724Y)	804	CY21	94,50
21P24B	24" Omobic ORBIT H pushrim with friction insert, black aluminium, 6 splices	805	CY24	162,75
21P24C	24" Omobic OPTIMUM F friction pushrim, black, 6 splices (corresponds to TRI GRIP 21724Z)	806	CY21	135,19
21P24D	24" Omobic OPTIMUM P pushrim, black aluminium, 6 splices	807	CY21	70,88
21P24E	24" Omobic SIMI friction pushrim, black, 6 splices	808	CY25	145,69
21P24F	24" Omobic OPTIMUM Z H pushrim, black aluminium, 6 splices	809	CY22	113,67
21P24G	24" Omobic OPTIMUM Z F friction pushrim, black, 6 splices	810	CY22	137,82
21P24H	24" Omobic MAGNESIUM pushrim, white, 6 holes	811	CY28	83,74
21P24I	24" Omobic ULTRALIGHT ALUMINIUM pushrim, silver, 6 splices	812	CY27	63,00
21P24J	24" Omobic LIZARD GRIP friction pushrim, black, 6 splices	813	CY29	82,69
21P24K	24" Omobic TITANIUM pushrim, 6 splices	814	CY26	220,50
21P24M	24" Omobic NOVA P pushrim with friction insert, black aluminium, 6 splices	815	CY23	99,75
21P24N	24" Omobic NOVA H pushrim with friction insert, black aluminium, 6 splices	816	CY23	112,35

Fitting sets for pushrims

ItemNr	Description	Img.	Price
22910A	Set with 4 screws, 4 nuts and 4 handrail protectors with splices	CY14	2,37 €
22910B	Set with 4 screws, 4 plastic tubes and 4 fixing clips for handrail with thread	CY15	3,41 €
22910C	Set with 6 screws, 6 nuts and 6 handrail protectors with splices	CY14	3,41 €
22910D	Set with 6 screws, 6 plastic tubes and 6 fixing clips for handrail with thread	CY15	6,30 €
229001	Screw, 5 x 40 mm	C17A	0,32
229002	Distance tube, 5.2 x 26 mm	C17B	0,21
229009	Distance tube 5.1 x 20 mm	C17B	0,16
229010	Distance tube 5.1 x 7 mm	C17B	0,16
229512	Screw M5 x 12 mm, bag with 10 pcs	A28E	2,37
229005	Locknut M5, bag with 10 pcs	A28D	1,05
229003	Mounting fitting for pushrim	C17E	0,21

# Mobilex A/S - Price list

All prices are per pcs. and in EUR.

**04.2025**

Leaflet CY

<b>Comparison table for pushrims</b>	<i>Friction</i>	<i>Heat generation</i>	<i>Protection against cold</i>	<i>Durability</i>
<i>Plastic pushrim</i>	low	high	yes	medium
<i>Aluminium pushrim</i>	low	medium	no	medium
<i>Friction pushrim Soft</i>	high	medium	yes	low
<i>Friction pushrim Hard</i>	medium	high	yes	medium
<i>Titanium pushrim</i>	low	low	no	high
<i>Stainless pushrim</i>	low	low	no	high
<i>Silicone pushrim</i>	high	high	yes	high

## One-hand drive set for manually operated wheelchairs

The Mobilex one-hand drive set is particularly easy to install and fits all hand-operated wheelchairs that have 16 mm or 18 mm bushings (the hole on the wheelchair frame that holds the bushings for the wheel axles). The assembly of the whole set takes only a few minutes.



Mobilex one-hand drive



Wheelchair with mounted standard telescopic axle



Standard telescopic axle



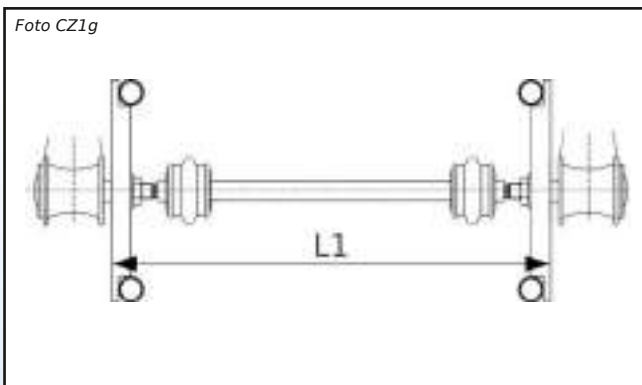
Cardanic telescopic axle



Standard bushing set for mounting plates with a thickness of 10-15 mm



Wide bushing set for mounting plates with a thickness of 15-30 mm



Calculation of the length of the telescopic axle (L1) from frame tube outside left to frame tube outside right

## Set for mounting drum brakes on manually operated wheelchairs

Easy to install, the Mobilex drum brake set fits all hand-operated wheelchairs with 16 mm or 18 mm bushings (the hole on the wheelchair frame that holds the bushings for the wheel axles). All parts required for assembly are supplied. If our position lock (CZ2e) is used to lock the brake anchor plate, there must only be one more hole on the frame.



Wheelchair with drum brakes



Brake lever with cable



Anchor plate with quick release axle



Brake fixation (position blocking)

## Set for mounting a one-hand drive

The mounting set for the one-hand drive consists of 2 wheels with tyre and tube. The telescopic axles are not included and must be ordered separately. When ordering, the inner distance between the frame tubes must be specified (see drawing / picture C25g).

### Mounting kit

ItemNr	Description	Img.	Price
D1606	Set for onehanddriving, incl. 2x 22" wheels with tyre, tube, quick release system for ø18 holes	CZ1A	625,80
D1607	Set for one-arm-drive: 2x 24" wheels fitted with tyre/tube and QR system for ø16/ø18 mm holes	CZ1A	435,75
D1608	Set for one-arm-drive: 2x 24" wheels fitted with tyre/flexel with QR system for ø16/ø18 mm holes	CZ1A	459,38
D1601	Set for one-arm-drive: 2x 22" wheels fitted with tyre/tube with QR system for ø16/ø18 mm holes	CZ1A	716,10
D1602	Set for one-arm-drive: 2x 24" wheels fitted with tyre/tube with QR system for ø18 mm holes	CZ1A	693,00
D1603	Set for one-arm-drive: 2x 24" wheels fitted with tyre/flexel with fixed bolt system for ø16 mm holes	CZ1A	716,10

ItemNr	Description	Img.	Price
215915	Bushing set for one-hand drive, short model (set only for one side)	CZ1E	42,53
215916	Bearing house for one-arm-drive, long model	CZ1F	65,10

### Telescopic axles for wheelchairs with straight rear wheels without cambring

ItemNr	Description	Img.	Price
209042	Teleskopisk axle, standard, length: 185-245 mm for wheelchair width 305-345 mm	CZ1C	71,40
209044	Teleskopisk axle, standard, length: 255-345 mm for wheelchair width 375-445 mm	CZ1C	71,40
209047	Teleskopisk axle, standard, length: 390-485 mm for wheelchair width 390-485 mm	CZ1C	71,40
209046	Teleskopisk axle, standard, length: 310-460 mm for wheelchair width 430-560 mm	CZ1C	71,40

### Telescopic axles with cardan joint for wheelchairs with rear wheels with cambring

ItemNr	Description	Img.	Price
209053	Teleskopisk axle with cardan and conus, 6 edges de luxe, length: 220-275 mm	CZ1D	201,60
209054	Teleskopisk axle with cardan and conus, 6 edges de luxe, length: 255 -315 mm	CZ1D	201,60
209055	Teleskopisk axle with cardan and conus, 6 edges de luxe, length: 295 -370 mm	CZ1D	201,60
209056	Teleskopisk axle with cardan and conus, 6 edges de luxe, length: 350 -460 mm	CZ1D	201,60
209057	Teleskopisk axle with cardan and conus, 6 edges de luxe, length: 420-530 mm	CZ1D	201,60

## Complete set of 24" wheels with drum brakes

The set includes all parts required to assemble the drum brake wheels. It consists of two 24" wheels with drum brakes, 2 PU tyres 24" x 1 3/8", 2 silver-coloured aluminium pushrims, 2 anchor plates with 2 fixating levers for 16 mm hole and 2 brake handles with cable set.

ItemNr	Description	Img.	Price
D1401	Complete 24" drum brake set (2 wheels w. PUtyres,pushrims,brakelevers,brake plates,fixating lever)	C25A	402,15

**Alternatively, you can assemble drum brake wheels yourself. To do this, select the required parts from the tables below (order covers and pushrims separately!).**

### Drum brake wheels

ItemNr	Description	Img.	Price
215203	20" drum brake wheel without tyre, tube, pushrim and brake plate	C2	93,45
215223	22" drum brake wheel, 489 mm rim, ø12 mm hub, without tyre, tube, pushrim and brake plate	C2	93,45
215243	24" drum brake wheel without tyre, tube, pushrim and brake plate, 12 mm bearings	C2	87,15

### Brake plates

ItemNr	Description	Img.	Price
215693	Brake plate for drum brake wheel incl. QR axle with ø16/ø18 bushing, A-side		74,55
215694	Brake plate for drum brake wheel incl. QR axle with ø16/ø18 bushing, B-side		74,55

### Accessories for drum brake wheels

ItemNr	Description	Img.	Price
D1204	Cable, handgrip for drumbrake-wheel, pair	CZ2D	49,35
215698	Position lock for drumbrake for ø16 mm hole	CZ2E	19,95
215699	Position lock for drumbrake for ø18 mm hole	CZ2E	19,95





# ACCESSORIES



## Leaflet D, DX


Accessories, silicone covers,  
spoke guards etc.




Handle male (A) or female (B) and starhandles male (C) or female (D)



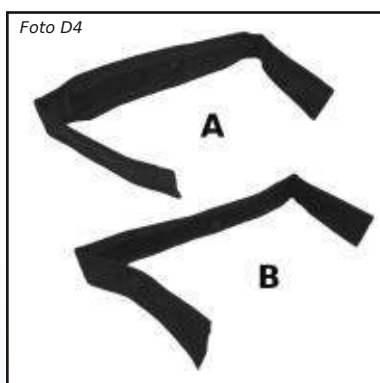
Box with 55 assorted handles and star-handles



oam cover smooth (A), or with rough surface (B)



Pushrim cover from silicone (A) smooth, (B) ribbed



Calf-band adjustable in width (A) height 9 cm, (B) height 5 cm



Safety belts, (A) open, (B) closed and (C) with metal fittings



Front fork from plastic with 14 mm bolt



Front fork from alluminium  
120x39, 146x45, 180x60 mm



DSF Dynamic suspension front  
fork, 131 x 40.5 mm




Universal cane holder + adapter  
for scooters or el. wheelchairs



Capsules from grey rubber for  
crutches (A) or bath chair (B)



Universal Anti-Tip



Handgrips



Contoured handgrips



Anatomic handgrips



Cane holders (B and C) and cup (A)




Manual pump, (A) without or (B) with manometer



Mini air pump (A), fixing clip (B)



BOA lithium pump with bag and accessories



Car adapter for BOA pump



Brake grip for wheelchairs (A) or rollators (B)



Wheelchair standard brake (A), mounting clamp (C), lever extension (B) and Sport brake (D)



Wheelchair compact brake (closed / opened)



One-arm brake, available for assembly on left or right side

Foto DX1



Spoke guard transparent

Foto DX2



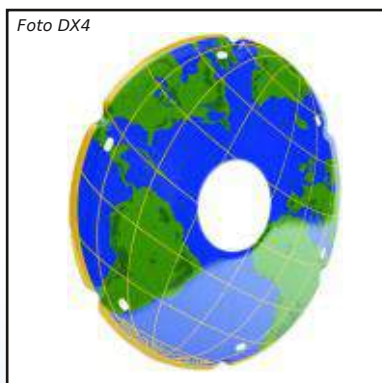
Spoke guard Bat

Foto DX3



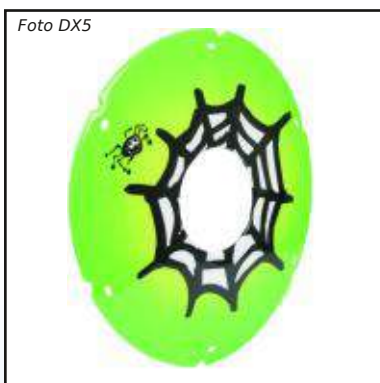
Spoke guard Lion

Foto DX4




Spoke guard Earth

Foto DX5




Spoke guard Spider

Foto DX6



Spoke guard Shark

Foto DX7



Spoke guard Lightning

Foto DX8



Spoke guard Girl

Foto DX9



Spoke guard Horse

Foto DX10



Spoke guard Dragon

Foto DX11



Spoke guard Dolphin

Foto DX12



Spoke guard Fire



Foto DX13



Spoke guard Race

Foto DX14



Spoke guard Leaf

Foto DX15



Spoke guard Orange

Foto DX16



Spoke guard Flower

Foto DX17



Spoke guard Stallion

Foto DX18



Spoke guard Chameleon

Foto DX19



Spoke guard Bacteria

Foto DX20



Spoke guard Music

Foto DX21



Spoke guard Ghost

Foto DX22



Spoke guard Flamingo

Foto DX23



Spoke guard black

Foto DX24



Box with 24 pcs. of 24" transparent spoke guards





## Spoke guards with an individual customized design

Price list 04.2025

### Spoke guards with custom design - What do Mobilex provide?

Mobilex provides personalized spoke guards in sizes 20", 22" and 24". Other dimensions depends on quantities and can be offered on request.

Mobilex Spoke guards are silk screen printed (serigraph).

Spoke guards are made of transparent PETG, are slightly curved and have cutouts for the 4 or 6 fastening segments of the pushrims. They are fastened with 6 clips on the spokes of the wheelchair wheel. The spoke guards have the required holes for the fastening clips, and the required clips are included. Shape and material correspond to the printed spoke guards from the Mobilex standard program.

Mobilex takes care of the whole process of the production, the printing and the delivery.

### Spoke guards with custom design - What will we need from you?

#### Formats:

Under ideal circumstances you provide us with the desired drawing or logo already processed as vector graphics (.svg, .eps, .ai) because this enables us to make the layout easily.

If your graphical material is not available as vector graphics, we also accept .tif, .png or .jpg formats with a resolution of 300 DPI at a size of approximately: 200 x 200 mm.

**Caution:** In this case, layout processing charges may apply (see below)

#### Colours:

The colours should be defined with Pantone or HKS colour system codes. A printing film is created for each colour, then, colours are placed separately one after the other on the spokes guards. Because of this we need for each colour the exact indication of the Pantone or HKS colour codes.

### Spoke guards with custom design - What does it cost?

#### Layout costs:

If we receive the finished layout as a vector graphic (see above) there are no additional design costs.

If a further processing is needed (as for pixel graphics) we charge a fee of 125.00 €

For a new designed layout (includes several layout proposals) we charge 250.00 €

Print costs net prices	1 colour	2 colours	3 colours	4 colours	5 colours	each additional colour
50 pcs.	on request	on request	on request	on request	on request	on request
100 pcs.	on request	on request	on request	on request	on request	on request
150 pcs.	on request	on request	on request	on request	on request	on request
200 pcs.	on request	on request	on request	on request	on request	on request
250 pcs.	on request	on request	on request	on request	on request	on request
300 pcs.	on request	on request	on request	on request	on request	on request

**Attention!** By default we print on a transparent background. Please clearly indicate a desired coloured background if desired. In this case also the background colour counts as one colour.

**Number of pieces:** we always try to produce the ordered number of pieces, but for production reasons it can come to a plus or minus of +/- 5%. These will also be billed.

## Handles

ItemNr	Description	Img.	Price
293615	Handle M6 with 15 mm screw	D1A	9,98
293620	Handle M6 with 20 mm screw	D1A	9,98
293625	Handle M6 with 25 mm screw	D1A	9,98
293640	Handle M6 with 40 mm screw	D1A	11,03
293815	Handle M8 with 15 mm screw	D1A	9,98
293825	Handle M8 with 25 mm screw	D1A	9,98
293840	Handle M8 with 40 mm screw	D1A	11,03
294614	Handle M8 with 14 mm long femal thread	D1B	7,88
294820	Handle M8 with 15 mm long femal thread	D1B	7,88
291550	Star grip M5 with 50 mm screw	D1C	1,05
291615	Star grip M6 with 15 mm screw	D1C	1,05
291625	Star grip M6 with 25 mm screw	D1C	1,05
291640	Star grip M6 with 35 mm screw	D1C	1,05
291650	Star grip M6 with 45 mm screw	D1C	1,05
291815	Star grip M8 with 15 mm screw	D1C	1,05
291825	Star grip M8 with 25 mm screw	D1C	1,32
291840	Star grip M8 with 40 mm screw	D1C	1,32
292616	Star grip M6 with 16 mm inside thread	D1D	2,10
292816	Star grip M8 with threaded bush (16 mm depth)	D1D	2,10
290099	Box with 55 pcs. of clamping grips and finger screws	D2	268,80

## Clips

ItemNr	Description	Img.	Price
295022	Clamp for ø22 mm tube with ø6 x 25 mm bolt, grey	D3	1,32
295025	Clamp for ø25 mm tube with ø6 x 28 mm bolt, grey	D3	1,32

## Front forks

ItemNr	Description	Img.	Price
225001	Front fork, 120 x 39 with ø12 mm axle hole and 4 x ø8 mm holes	D8	25,73
225005	Front fork, 92 x 45 with ø12 mm axlehole and 2 x ø8 mm holes	D8	28,88
225006	Front fork, 120 x 45 with ø12 mm axle hole and 4 x ø8 mm holes	D8	32,55
225002	Front fork, 146 x 45 with ø12 mm axle hole and 6 x ø8 mm holes	D8	24,68
225004	Front fork, 180 x 45 with ø12 mm axle hole and 5 x ø8 mm holes	D8	27,83
225003	Front fork, 180 x 60 with ø12 mm axle hole and 5 x ø8 mm holes	D8	26,78
225102	Front fork, black plastic 142 x 45 mm with M14 bolt and 2 ø8 mm holes	D7	31,50
225103	Front fork, black plastic, 142 x 60 mm with M14 bolt and 2 ø8 mm holes	D7	41,48
225202	DSF Dynamic suspension front fork, black 131 x 40.5 mm, with 3 ø8 mm holes	D5	121,80
225902	Threaded pin M12 x 1.25 x 78 mm for DSF Dynamic front forks	D8A	21,00

## Anti-tip

ItemNr	Description	Img.	Price
271083	Anti-tip protector with 2 wheels, right/left for ø22/ø25 mm tubes	D25	26,78
271087	Anti-tip protector with 2 wheels, right/left for ø22/ø25 mm tubes (with vertical extra hole)	D25	27,83

## Foam cover

ItemNr	Description	Img.	Price
226002	Foam cover ø18/ø36 x 660 mm for ø20 mm tube	D10B	7,88
226001	Foam cover ø20/ø36 x 660 for ø22 mm tube	D10B	7,88
226003	Foam cover ø22/ø38 x 660 mm for 24 mm tube, black	D10B	7,88
226005	Foam cover smooth, ø23/ø36 x 660 for ø25 mm tube	D10A	7,88
226006	Foam cover smooth, ø26/ø36 x 660 for ø28 mm tube	D10A	7,88

## Grips

ItemNr	Description	Img.	Price
226010	Handgrip smooth, ø19 mm, L=110 mm	D13A	2,37
226024	Handgrip smooth, ø22 mm, L=110 mm	D13A	2,37
226012	Hand grip smooth, ø22 mm, L=140 mm	D13A	3,94
226027	Handgrip GRIP 89B, black TPE, for ø22 mm tube, L=120 mm	D13B	6,04
226015	Foam grip from black soft foam, ø22 mm, L=130 mm with end cap	D13C	2,37
226011	Handgrip with finger grip, ø22 mm, L=105 mm	D14A	1,05
226025	Handgrip with finger grip, ø22 mm, L=125 mm	D14B	6,30
226026	Handgrip with finger grip, ø25 mm, L=125 mm	D14B	6,30
226020	Handgrip with finger grip and reflex, ø22 mm	D14C	4,20
226013	Anatomical hand grip Cobra, ø22 mm, L=140 mm, left side	D15	2,63
226014	Anatomical hand grip Cobra, ø22 mm, L=140 mm, right side	D15	2,63

# Mobilex A/S - Price list

All prices are per pcs. and in EUR.

04.2025

Leaflet D-DX

## Rubber capsules

ItemNr	Description	Img.	Price
226119	Rubber shoe for bath chair, 19 mm, grey	D12B	1,05
226122	Rubber shoe for shower stool, 22 mm, grey	D12B	1,05
226121	Rubber shoe for shower stool, 22 mm, grey, round model	D12B	1,05
226125	Rubber shoe for shower stool, 25 mm, grey	D12B	1,05
226216	Rubber tips for crutch 15/16 mm, grey	D12A	1,32
226219	Rubber tips for crutch 18/19 mm, grey	D12A	1,32
226222	Rubber tips for crutch 22 mm, grey	D12A	2,10
226225	Rubber tips for crutch 25 mm, grey	D12A	2,63

## Rubber capsules

ItemNr	Description	Img.	Price
221201	20" silicone cover for pushrims of ø435-450 mm, smooth	D9A	44,63
221202	20" silicone cover for pushrims of ø435-450 mm, grooved	D9B	49,35
221221	22" silicone cover for pushrims of ø485-500 mm, smooth	D9A	44,63
221223	22" silicone cover for pushrims of ø500-515 mm, smooth	D9A	44,63
221222	22" silicone cover for pushrims of ø485-500 mm, grooved	D9B	51,45
221241	24" silicone cover for pushrims of ø525-540 mm, smooth	D9A	41,48
221242	24" silicone cover for pushrims of ø525-540 mm, grooved	D9B	53,55
221261	26" silicone cover for pushrims of ø575-590 mm, smooth	D9A	53,55
221262	26" silicone cover for pushrims of ø575-590 mm, grooved	D9B	60,90

## Pumps

ItemNr	Description	Img.	Price
260020	BOA air pump	D19	93,45
260024	12V charger for BOA pump	D16A	19,95
260025	0,5 m extension hose with clip for BOA pump	D16B	15,75
260014	Foot pump with car/bicycle valve	D17A	19,95
260015	Foot pump with manometer	D17B	32,00
260016	Pump black, L=240 mm	D18A	8,40
260017	Schwalbe Airmax Pro manometer	B12I	24,68

## Brakes

ItemNr	Description	Img.	Price
209065	Standard tyre brake - right	D22A	21,00
209066	Standard tyre brake - left	D22A	21,00
209068	Brake handle extension for standard brake that can be bent down, 10 cm long	D22B	6,83
20906G	Rubber grip for standard brake	D22A	1,05
209063	Sports brake - side A (right)	D22D	26,78
209064	Sports brake - side B (left)	D22D	26,78
20906M	Compact brake right side	D23A	32,55
20906J	Compact brake left side	D23B	32,55
209061	One-arm brake, set with 2 brakes, used from right	D24	144,90
209062	One-arm brake, set with 2 brakes, used from left	D24	144,90
20906F	Cabel for one arm brake	D24	27,83
209090	Brake handle, black plastic for 22 mm tubes	D21A	19,95
209091	Brake handle, black plastic for rollator for ø22 mm pipe (for Impala rollator)	D21B	11,03
209067	Fitting clamp for brake ø22 mm tube	D22C	8,93
209060	Fitting clamp for brake ø25 mm tube	D22C	7,88
20906E	Fitting clamp for brake ø30 mm tube	D22C	13,65

## Belts and cane holder for scooters

ItemNr	Description	Img.	Price
233064	Universal chest support belt		51,19
233065	Universal front support belt		64,32
233012	Safety belt 150 cm	D6A	14,70
233013	Safety belt 200 cm for fitting around the wheelchair	D6B	15,75
233014	Safety belt 130 cm with steel fitting bracket	D6C	18,90
233051	Calf band, height 5 cm, universal, for SWs from 40-50 cm	D4B	4,47
233054	Calfband, height 9 cm, universal, for SWs from 40-50 cm	D4A	7,88
233055	Heel band, height 5 cm, L=48 cm		6,83

233009	Double cane holder from steel for scooters	D11A	50,40
233008	Universal adapter for 233009 cane holder	D11B	23,63

# Mobilex A/S - Price list

All prices are per pcs. and in EUR.

04.2025

Leaflet D-DX

## Spoke guards

ItemNr	Description	Img.	Price
220200	20" spoke guard, transparent, for 4/6 point fitting	DX1	33,60
220203	20" spoke guard, bat, for 4/6 point fitting	DX2	73,50
22020D	20" spoke protectors, lion, for 4/6 point fitting	DX3	73,50
220209	20" spoke guard, girl, for 4/6 point fitting	DX8	73,50
22020B	20" spoke protectors, dolphin, for 4/6 point fitting	DX11	73,50
220220	22" spoke guard, transparent, for 4/6 point fitting	DX1	35,70
220223	22" spoke guard, bat, for 4/6 point fitting	DX2	73,50
22022D	22" spoke protectors, lion, for 4/6 point fitting	DX3	73,50
22022E	22" spoke protectors, earth, for 4/6 point fitting	DX4	73,50
220225	22" spoke guard, spider, for 4/6 point fitting	DX5	73,50
22022C	22" spoke protectors, shark, for 4/6 point fitting	DX6	73,50
220227	22" spoke guard, lightning, for 4/6 point fitting	DX7	73,50
220229	22" spoke guard, girl, for 4/6 point fitting	DX8	73,50
220224	22" spoke guard, horse, for 4/6 point fitting	DX9	73,50
22022A	22" spoke protectors, dragon, for 4/6 point fitting	DX10	73,50
22022B	22" spoke protectors, dolphin, for 4/6 point fitting	DX11	73,50
22022F	22" spoke protectors, fire, for 4/6 point fitting	DX12	73,50
22022K	22" spoke protectors, race, for 4/6 point fitting	DX13	73,50
22022J	22" spoke protectors, flower, for 4/6 point fitting	DX16	73,50
22022H	22" spoke protectors, stallion, for 4/6 point fitting	DX17	73,50
22022P	22" spoke protectors, bacteria, for 4/6 point fitting	DX19	73,50
22022N	22" spoke protectors, ghost,, for 4/6 point fitting	DX21	73,50
220240	24" spoke guard, transparent, for 4/6 point fitting	DX1	31,50
220243	24" spoke guard, bat, for 4/6 point fitting	DX2	73,50
22024D	24" spoke protectors, lion, for 4/6 point fitting	DX3	73,50
22024E	24" spoke protectors, earth, for 4/6 point fitting	DX4	73,50
220245	24" spoke guard, spider, for 4/6 point fitting	DX5	73,50
22024C	24" spoke protectors, shark, for 4/6 point fitting	DX6	73,50
220247	24" spoke guard, lightning, for 4/6 point fitting	DX7	73,50
220249	24" spoke guard, girl, for 4/6 point fitting	DX8	73,50
220248	24" spoke guard, horse, for 4/6 point fitting	DX9	73,50
22024A	24" spoke protectors, dragon, for 4/6 point fitting	DX10	73,50
22024B	24" spoke protectors, dolphin, for 4/6 point fitting	DX11	73,50
22024F	24" spoke protectors, fire, for 4/6 point fitting	DX12	73,50
22024K	24" spoke protectors, race, for 4/6 point fitting	DX13	73,50
22024G	24" spoke protectors, leaf, for 4/6 point fitting	DX14	73,50
22024L	24" spoke protectors, orange, for 4/6 point fitting	DX15	73,50
22024J	24" spoke protectors, flower, for 4/6 point fitting	DX16	73,50
22024H	24" spoke protectors, stallion, for 4/6 point fitting	DX17	73,50
22024Q	24" spoke protectors, chameleon, for 4/6 point fitting	DX18	73,50
22024P	24" spoke protectors, bacteria, for 4/6 point fitting	DX19	73,50
22024M	24" spoke protectors, music, for 4/6 point fitting	DX20	73,50
22024N	24" spoke protectors, ghost,, for 4/6 point fitting	DX21	73,50
22024T	24" spoke guard, flamingo for 4/6 fittings	DX22	73,50
22024S	24" spoke protectors, black, for 4/6 point fitting	DX23	60,90
220261	26" spoke guard, transparent, for 6 point fitting	DX1	60,90
22024X	24" spoke guard, transparent, for 4/6 point fitting, box with 24 pcs.	DX24	648,90
220097	Clips for spoke protectors, bag with 6 pcs.		1,05





# MOULDED PU PARTS



## Leaflet DZ

Armrests, headrests, side supports and leg spreader

Foto DZ1



PU armrest 12 × 35 cm.  
hole distance 15 cm

Foto DZ2



PU calf support 14 × 16 cm

Foto DZ3



Armrest pad, PU, available in  
different sizes

Foto DZ4



Upholstered armrest with plastic  
bottom shell, available in different  
sizes

Foto DZ5



Armrest for pipe fitting e.g. for  
Invacare wheelchairs

Foto DZ6



Armrest for plate fitting e.g. for  
Invacare wheelchairs

Foto DZ7



Armrest made of PU integral foam  
with curved front

Foto DZ8



Armrest with adjustable holes  
for pipe fitting

Foto DZ9



Armrest with adjustable holes  
for plate fitting

Foto DZ10



Arm pad PU for arthritis rollator

Foto DZ11



Leg spreader made of PU  
integral foam

Foto DZ12



Side support with universal  
holder for Ø 25 mm pipes

Foto DZ20



Arm shell made of PU integral foam for hemiplegics

Foto DZ21



Intermediate piece for the extension of the hemiplegic arm shell

Foto DZ22



Hand rest with anatomical grip. Left or right.

Foto DZ30



Headrest shell

Foto DZ31



PU headrest with adjustable retaining fingers

Foto DZ35







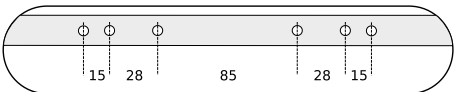
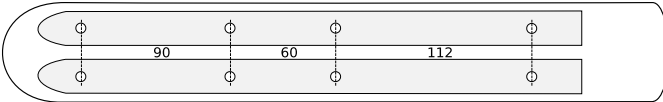


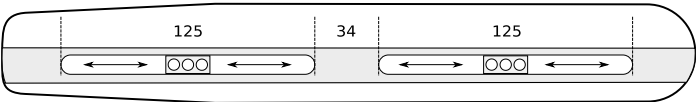
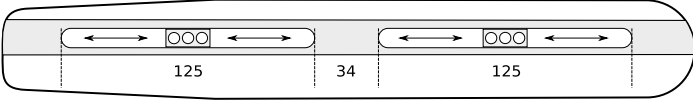
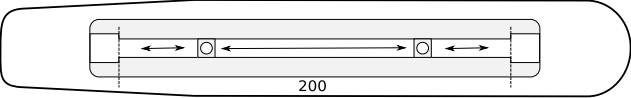
Complete headrest with bracket mountable e.g. on the tubes of the push bars of a wheelchair

Foto DZ36



Complete headrest with bracket mountable e.g. on the push bar of a commode shower wheelchair

### Armrests

ItemNr	Description	Img.	Price
233037	Armrest pad black, integrated foam, 37 cm long, hole distances 19,1 / 22,7 / 25,5 cm 	DZ3	12,08
233031	Armrest pad, integrated foam, L=37 cm, hole distances 22,7 og 24 cm 	DZ3	11,03
233032	Armrest pad, integrated foam, L=24 cm, hole distances 8,4 und 12,8 cm 	DZ3	11,03
233033	Armrest pad, with plastic base, 37 cm long, hole distances 17,3 / 21 / 22,7 / 25,3 cm 	DZ4	8,93
233034	Armrest pad black, with plastic base, 26 cm long, hole spacing 8,4 / 14 / 17,2 cm 	DZ4	7,88
233035	Armrest pad, Invacare type, for tubes, L=38 cm, hole distances 9 / 11,2 / 15 / 17,2 / 26 cm 	DZ5	15,75
233036	Armrest pad black, Invacare type, for fitting plate, L=38 cm 	DZ6	15,75
233045	Armrest pad with curved front, black integrated foam, 30 x 5 cm, hole distances 17,2 cm 	DZ7	13,65
233039	Armrest pad black, integrated foam, 35 cm long, with adjustable hole distances, left 	DZ8	21,00
233040	Armrest pad black, integrated foam, 35 cm long, with adjustable hole distances, right 	DZ8	21,00
233043	Armrest pad black, integrated foam, 33 cm long, with adjustable hole distances 	DZ9	22,58

**Forearm pads**

ItemNr	Beschreibung und Lochabstände	Img.	Price
233038	Armrest pad black, integrated foam, 12 x 35 cm, distance between holes 15 cm	DZ1	35,70
312333	Underarm pad in PU for Tiger arthritis rollator	DZ10	44,63

**Forearm pads for hemiplegics**

ItemNr	Description	Img.	Price
233050	Underarmpad black, integral foam, 26 cm long, with adjustable hole distances	DZ20	78,75
233056	Handle for underarmpad, integral foam, adjust. hole distances, right side	DZ22	67,20
233057	Handle for underarmpad, integral foam, adjust. hole distances, left side	DZ22	67,20
233053	Extender for underarmpad black, integrated foam, 7 cm long, with adjustable hole distances	DZ21	22,58

**Headrests**

ItemNr	Description	Img.	Price
233046	PU head rest, black plastic base, 25 cm long and 9 cm wide	DZ30	24,68
302141	Headrest from PU	OY4A	71,40

271075	Head support inkl. fixationsystem for Dolphin/Barracuda	DZ35	212,10
302150	Complete head support for Kakadu 302024 and 302025	DZ36	156,45

**Other PU moulded parts**

ItemNr	Description	Img.	Price
233041	Calf support, black, 15 x 21 cm	DZ2	22,58
233047	Leg spreader wedge, black PU foam, 13 x 8 cm	DZ11	14,18

30212P	Side support for shower chair - 10 x 14 cm - left side	OY11	57,75
30212Q	Side support for shower chair - 14 x 20 cm - left side	OY11	63,00
30212R	Side support for shower chair - 10 x 14 cm - right side	OY11	57,75
30212S	Side support for shower chair - 14 x 20 cm - right side	OY11	63,00





# RAISED TOILET SEATS



## Leaflet E

Raised toilet seats and soft toilet seat covers

### Detachable toilet seats



Raised toilet seat without lid



Raised toilet seat with lid

The ergonomic raised toilet seat is available in heights of 5, 10 or 15 cm.

Since no edges are present, where dirt can accumulate, the raised toilet seat is easy to clean. It is waterproof and can be sterilized at 85°C.

The toilet seat opening is 220 mm wide and 270 mm deep.

The maximum load is 190 kg.

### Fixed raised toilet seat



Fixed toilet seat

#### Fixed 10 cm toilet seat

Fixed toilet seat (E3) with lid. New design with new developed fitting system in aluminium. The Toilet seat is easy to fit in the holes where the original seat was fitted.



Fitting system

The armrests can be lifted and are also detachable.

The opening is 220 mm x 270 mm (W x D)

Max. load is 120 kg



Höhenverstellbare Toilettensitz  
Erhöhung



Detail Höhenverstellung

#### Height adjustable fixed toilet seats

The height adjustable toilet seat is made from non-corroding materials and is easy to clean. Can be fitted on all standards toilets and has lift-up and detachable armrests that can be taken off in either side.

Adjustable to 3 heights:  
60 mm, 100 mm and 150 mm

Total width with armrests: 500 mm

Max. load is 120 kg

### Soft toilet seat cover



Black soft cover



Whites soft cover

The polyurethane covers (E5) fit standard toilet seats and can be cleaned with hot water and neutral soap. Available in black and white.

Dimensions: 37.5 x 43.5 cm (W x D)  
The toilet opening is 22 x 27.5 cm (W x D)  
Thickness 4 cm

### Spare parts



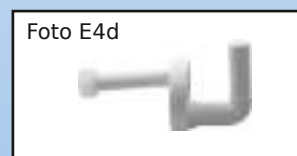
Lock device for 301101-06



Fixating kit for 301702



Fixating kit for 301703



Fixating kit for 301701

## Raised toilet seats

ItemNr	Description	Img.	PU *	Price
301102	Raised toilet seat, without lid, 5 cm	E1	6 St.	35,70
301104	Raised toilet seat, without lid, 10 cm	E1	7 St.	40,43
301106	Raised toilet seat, without lid, 15 cm	E1	8 St.	46,73
301101	Raised toilet seat, with lid, 5 cm	E2	6 St.	40,43
301103	Raised toilet seat, with lid, 10 cm	E2	7 St.	44,63
301105	Raised toilet seat, with lid, 15 cm	E2	8 St.	51,45
301702	Fixed toiletseat with lift-up armrests	E3A	6 St.	154,35
301703	Fixed toilet seat, height adjustable, with lift-up armrests	E4A	7 St.	122,85
301201	Soft toilet cover, black	E5A	7 St.	60,90
301204	Soft toilet cover, white	E5B	8 St.	60,90

\* PU = pieces per packing unit

## Spare parts for raised toilet seats

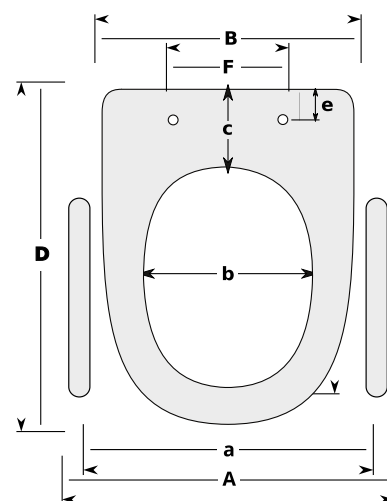
ItemNr	Description	Img.	Price
301151	Locking device for raised toilet seat	E1C	2,63
301156	Fixation kit for fixed raised toiletseat 301702	E3C	12,08
301155	Fixation kit for fixed raised toiletseat 301701/03	E4C	11,03
301711	Plastic part for lid on 301701	E4D	2,37
301712	Complete lid for 301702	E2	14,70

## Dimensions of the Mobilex raised toilet seats

Dim.	301101-06	301702	301703
D	40 cm	46 cm	47,5 cm
d	27 cm	29 cm	27 cm
B	36 cm	40 cm	42,5 cm
b	22 cm	24 cm	22 cm
F	---	10 - 16 cm	3,5 - 33 cm
c	5 cm	10,5 cm	9 cm
e	---	3 cm	0 oder 4 cm
G*	31 - 38,5 cm	---	---

a	---	55 cm	51 cm
A	---	65 cm	59 cm

\* G is the internal distance between the jaws of the fastening clamps





# PRESSURE RELIEVING PRESSURE RELIEVING MATTRESSES MATTRESSES



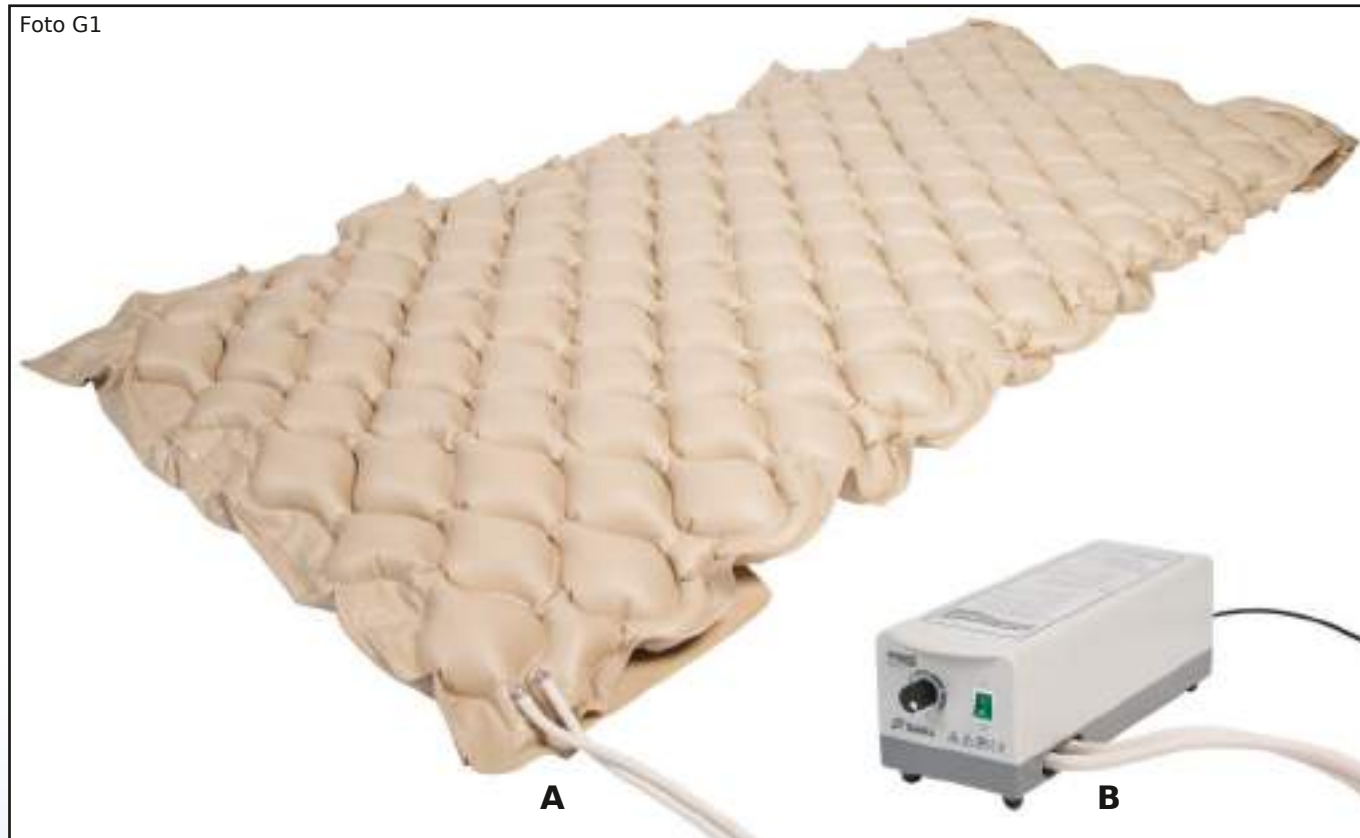
## Leaflet G

Pressure-relieving mattresses



## Low-cost model type B01

Foto G1



Pressure-relieving mattress Type B01 with pump P05

Alternating pressure bubble mattress with double air chamber system. The cells are filled and deflated in an alternating 6-minute cycle. The air pressure is adjustable according to the user's weight.

The mattress is made of antibacterial and waterproof material and is used for the prevention (prophylaxis) of decubitus wounds (decubitus up to stage I).

The pump (compressor) is easy to adjust, is insensitive to dust and can be fixed to the bed frame.

The mattress is supplied complete with the adjustable pump.

Foto G1c



Repair kit for mattress B01

Technical data	Mattress B01
Dimensions of the mattress	6 x 90 x 200 cm (H x W x L)
Min/max load	20 / 130 kg
Material of the ARIA mattress	PVC

Technical data	Compressor (pump) P05
Cycle time	6 min.
Air flow	6-7 lt/min.
Pressure range	70~130 mm Hg

**Pressure-relieving mattresses**

ItemNr	Description	Img.	Price
270016	Pressure relieving mattress B01+ P05, 6 cm x 90 cm x 200 cm, incl. P05 pump with reg	G1	92,40

**Spare parts for pressure-relieving mattresses**

ItemNr	Description	Img.	Price
270017	Pressure relieving mattress B01, 6 cm x 90 cm x 200 cm	G1A	30,45
270018	Pump P05 for B01 mattress	G1B	72,45

270019	Repair kit for pressure relieving mattress B01 (270017)	G1C	7,88
--------	---	-----	------



# WHEELCHAIRS



## Leaflet H/HY

Aluminium wheelchairs  
Dolphin, Barracuda and Turtle

The Mobilex **Dolphin** lightweight wheelchair combines comfort, flexibility, and modern design. Its silver-coloured aluminium frame not only provides a sleek appearance but also ensures stability and lightness. The seat depth is adjustable (from 42 cm to 48 cm), allowing for personalized seating comfort. Equipped with 24" rear wheels featuring quick-release axles, the wheelchair offers easy mobility and handling. Both the wheelbase and seat height can be adjusted to meet individual needs, and the front wheel forks also come with quick-release axles, offering maximum flexibility. The fold-up armrests are height adjustable with a simple button, requiring no tools, and the push handles can also be easily adjusted for convenience. The footrests are height adjustable as well, with optional angle-adjustable footrests for added comfort. Liable in various sizes, it comes standard with puncture-proof tires. A comfortable seat cushion, adjustable to the seat depth, is included in the package.

<b>Dolphin</b>	<b>271340</b>	<b>271344</b>	<b>271348</b>	<b>271351</b>	<b>271354</b>	<b>271357</b>
Seat-width	40 cm	44 cm	48 cm	51 cm	54 cm	57 cm
Seat-depth adjustable	42 cm, 44 cm, 46 cm, 48 cm					
Seat-height min./max.*	45 – 52,5 cm in steps of 1,5 cm					
Total width	60,30 cm	64,30 cm	68,30 cm	71,30 cm	74,30 cm	77,30 cm
Weight	15,60 kg	15,90 kg	16,20 kg	16,75 kg	19,40 kg	22,64 kg
Tyres front/back	PU/PU	PU/PU	PU/PU	PU/PU	PU/PU	PU/PU
Max. user weight	150 kg	150 kg	150 kg	150 kg	200 kg	200 kg

<b>Difference w/ drumbrakes</b>	<b>271440</b>	<b>271444</b>	<b>271448</b>	<b>271451</b>	<b>271454</b>	<b>271457</b>
Weight	16,10 kg	16,40 kg	16,60 kg	17,25 kg	20,10 kg	23,14 kg

\* **Attention!** When adjusting the seat height, the front wheels must be adapted too!




Seat width 40, 44, 48, 51, 54, 57 cm  
Seat depth adjustable from 42 to 48 cm



Height adjustable and foldable armrests, height adjustable handles



Velcro-back for wheelchair (accessory)



Flip-cover for Velcro-back (accessory)



The wheelchair is also available with drum brakes (load capacity max. 150 kg)



Adjustable seat-depth and seat-height



Angle and height adjustable footrest (accessory)



Anti-Tip (accessory)



4" Transfer wheel (accessory)



Tilting pedal (accessory)



The Aluminium Lightweight Wheelchair **Barracuda** offers both comfort and adaptability with its adjustable backrest, which reclines up to 30°. Users can easily adjust the backrest themselves by pressing the buttons located on the rear side. Featuring a durable silver-coloured aluminium frame, this wheelchair combines strength and style. The 24" rear wheels with quick-release axles ensure easy handling, while the adjustable seat height and depth (from 42 to 48 cm) provide a customizable seating experience. The height-adjustable armrests can be folded up, making transfers and access simple and convenient. Both the push handles and footrests are height-adjustable, with optional angle-adjustable footrests for added comfort. Anti-tip and transfer wheels are also available as accessories. The wheelchair comes in various sizes (see table below) and is equipped with puncture-proof tyres for worry-free use. A standard seat cushion, adjustable to the seat depth, is included, ensuring maximum comfort.

<b>Barracuda</b>	<b>271840</b>	<b>271844</b>	<b>271848</b>	<b>271851</b>
Seat-width	40 cm	44 cm	48 cm	51 cm
Seat-depth adjustable	42 cm, 44 cm, 46 cm, 48 cm			
Seat height adjust. min./max. *	45 - 52,5 cm in steps of 1,5 cm			
Total width	60,30 cm	64,30 cm	68,30 cm	71,30 cm
Backrest inclination	from 0 to 30 degrees			
Weight / with drum brakes	20,2 kg	20,5 kg	20,8 kg	21,35 kg
Max. user weight	120 kg			

<b>Difference w/ drumbrakes</b>	<b>272040</b>	<b>272044</b>	<b>272048</b>	<b>272051</b>
Total width	20,7 kg	21 kg	21,30 kg	21,85 kg

\* **Attention!** When adjusting the seat height, the front wheels must be adapted too!



Seat width 40, 44, 48, 51, 54, 57 cm, Seat depth adjustable 42 - 48 cm. Back tiltable 0-30°



Adjustable seat-depth and seat-height



Detail of the release button of the tilting mechanism



Height adjustable armrests, can be folded up, height adjustable push-handles



Optional headrest



Angle and height adjustable footrest (accessory)



Anti-Tip (accessory)



4" Transfer wheel (accessory)



Tilting pedal (accessory)

**Attention!** The adjustable backrest of the Barracuda wheelchair increases the risk of tipping over. Therefore, we strongly recommend the use of the Anti-Tip!

## Dolphin wheelchair

ItemNr	Description	Img.	Price
271340	Dolphin aluminium wheelchair, SW 40 cm	H1A	625,80
271344	Dolphin aluminium wheelchair, SW 44 cm	H1A	625,80
271348	Dolphin aluminium wheelchair, SW 48 cm	H1A	625,80
271351	Dolphin aluminium wheelchair SW 51 cm	H1A	648,90
271354	Dolphin aluminium wheelchair, SW 54 cm	H1A	894,60
271357	Dolphin aluminium wheelchair, SW 57 cm	H1A	894,60

271440	Dolphin aluminium wheelchair with drum brakes, SW 40 cm	H1D	738,15
271444	Dolphin aluminium wheelchair with drum brakes, SW 44 cm	H1D	738,15
271448	Dolphin aluminium wheelchair with drum brakes, SW 48 cm	H1D	738,15
271451	Dolphin aluminium wheelchair with drum brakes, SW 51cm	H1D	771,75
271454	Dolphin aluminium wheelchair with drum brakes, SW 54 cm	H1D	1106,70
271457	Dolphin aluminium wheelchair with drum brakes, SW 57 cm	H1D	1106,70

## Barracuda wheelchair

ItemNr	Description	Img.	Price
271840	Barracuda aluminium wheelchair with adjustable back, SW. 40 cm	HY1A	835,80
271844	Barracuda aluminium wheelchair with adjustable back, SW. 44 cm	HY1A	835,80
271848	Barracuda aluminium wheelchair with adjustable back, SW. 48 cm	HY1A	835,80
271851	Barracuda aluminium wheelchair with adjustable back, SW. 51 cm	HY1A	883,05

272040	Barracuda wheelchair with adjustable back, Aluminium, SW. 40 cm, with drum brakes		1031,10
272044	Barracuda wheelchair with adjustable back, Aluminium, SW. 44 cm, with drum brakes		1031,10
272048	Barracuda wheelchair with adjustable back, Aluminium, SW. 48 cm, with drum brakes		1031,10

## Accessories for Dolphin wheelchairs

ItemNr	Description	Img.	Price
271082	Anti-tip protector with one wheel, right/left for Dolphin/Barraduda	H1H	48,30
271085	Transit wheels for Dolphin/Barracuda, pairs	H1I	85,05
271086	Step pedal for Dolphin/Barracuda	H1J	15,75

271A81	Height and angle adjustable leg rest for Dolphin/Barracuda, SW 40 cm, left	H1F	268,80
271A82	Height and angle adjustable leg rest for Dolphin/Barracuda, SW 40 cm, right	H1F	268,80
271A83	Height and angle adjustable leg rest for Dolphin/Barracuda, SW 44 cm, left	H1F	268,80
271A84	Height and angle adjustable leg rest for Dolphin/Barracuda, SW 44 cm, right	H1F	268,80
271A85	Height and angle adjustable leg rest for Dolphin/Barracuda SW, 48 cm, left	H1F	268,80
271A86	Height and angle adjustable leg rest for Dolphin/Barracuda, SW 48 cm, right	H1F	268,80
271A87	Height and angle adjustable leg rest for Dolphin/Barracuda, SW 51-57 cm, left	H1F	268,80
271A88	Height and angle adjustable leg rest for Dolphin/Barracuda, SW 51-57 cm, right	H1F	268,80

271075	Head support inkl. fixationsystem for Dolphin/Barracuda	DZ35	212,10
--------	---	------	--------

27840H	Seat cushion for Dolphin, 40 x 42-48 x 5 cm (W x D x H)	P3B	46,73
27842H	Seat cushion for Dolphin, 42 x 42-48 x 5 cm (W x D x H)	P3B	46,73
27844H	Seat cushion for Dolphin, 44 x 42-48 x 5 cm (W x D x H)	P3B	44,63
27848H	Seat cushion for Dolphin, 48 x 42-48 x 5 cm (W x D x H)	P3B	51,45
27851H	Seat cushion for Dolphin, 51 x 42-48 x 5 cm (W x D x H)	P3B	55,65
27854H	Seat cushion for Dolphin, 54 x 42-48 x 5 cm (W x D x H)	P3B	57,75
27857H	Seat cushion for Dolphin, 57 x 42-48 x 5 cm (W x D x H)	P3B	60,90

271645	Flipback for wheelchair, width 40 cm	PTE9B	49,35
271646	Flipback for wheelchair, width 44 cm	PTE9B	49,35
271647	Flipback for wheelchair, width 48 cm	PTE9B	53,55
271648	Flipback for wheelchair, width 51 cm	PTE9B	52,50

271649	Velcroback for wheelchair, SW 40 - 44 cm	PTE9A	53,55
271650	Velcroback for wheelchair, SW 48 - 51 cm	PTE9A	55,65

271602 (271604 for Drumbrakes)  
 271601  
 271603  
 271605  
 271627 (L) Dolphin  
 271628 (R) Dolphin  
 271629 (L) Barracuda  
 271630 (R) Barracuda  
 209066 (L)  
 209065 (R)  
 209060  
 A  
 202083  
 21524F

Mobilex A/S DK-8660 Skanderborg	NAME	SIGNATURE	
	DATE		
	DESIGN		
	APPROVED		
SCALE	SHEET	APPLY TO TYPE	DWG NO:
DESIGNATION		EDITION:	POS:
		DWG NO:	

A	40 cm	44 cm	48 cm	51 - 57 cm
Left	271A61	271A63	271A65	271A67
Rigth	271A62	271A64	271A66	271A68

# Mobilex A/S - Price list

All prices are per pcs. and in EUR.

04.2025

Leaflet H-HY

## Spare parts for Dolphin and Barracuda wheelchairs

ItemNr	Description	Price
271602	Push handle incl. hand grip and handle	22,58
271604	Push handle incl. hand grip and handle for chairs with drumbrake wheels	27,83
271A61	Legsupport, complete for Dolphin for SW 40 cm, left	103,95
271A62	Legsupport, complete for Dolphin for SW 40 cm, right	103,95
271A64	Legsupport, complete for Dolphin for SW 44 cm, right	103,95
271A65	Legsupport, complete for Dolphin for SW 48 cm, left	103,95
271A66		
271A67	Legsupport, complete for Dolphin for SW 51 cm, left	103,95
271A68	Legsupport, complete for Dolphin for SW 51 cm, right	103,95
271A63	Legsupport, complete for Dolphin for SW 44 cm, left	103,95
271603	Handle for fixation of push handle	15,75
271605	PU Arm rest pad 325 mm long, for Dolphin/Barracuda	48,30
271601	Hand grip for pushhandle at Dolphin/Barracuda, black rubber	2,37
271627	Arm rest complete with arm rest pad, left for Dolphin	88,20
271628	Arm rest complete with arm rest pad, right for Dolphin	88,20

## Standard spare parts

ItemNr	Description	Price
21520F	20" wheel, black hub ø12 x 53 mm, PU tyre 1 3/8", silver aluminium pushrim	75,60
21522F	22" wheel, black, ø12 x 53 mm hub, PU tyre 1 3/8", silver aluminium pushrim	80,85
21524F	24" wheel, black, ø12 x 53 mm hub, PU tyre 1 3/8", silver aluminium pushrim	80,85
202083	8" polyurethane wheel, 200 x 45 mm, with distance bushes for 60 mm fork	30,45
209060	Fitting clamp for brake ø25 mm tube	7,88
209066	Standard tyre brake - left	21,00
209065	Standard tyre brake - right	21,00

The Mobilex **Turtle** is a simple yet sturdy transport wheelchair featuring a sleek silver aluminium frame. Designed for ease of use, this transport chair offers enough functionality to ensure comfort and reliability without unnecessary complexity. It is available with either 14" soft PU rear wheels or 22" PU rear wheels, both of which are equipped with quick-release axles.

Key features of the Turtle wheelchair include:

- Foldable frame for easy storage
- Comfortable armrests
- Removable footrests
- Removable, washable seat cover
- Parking and attendant brakes for safety
- Anti-tip pedal for added stability
- Quick-release axles
- 45 cm seat width

Tested and approved for a maximum user weight of **up to 150 kg**, the Mobilex Turtle is the perfect choice for those seeking a dependable, easy-to-use transport wheelchair.



Turtle transport wheelchair with 14" soft PU rear wheels



Turtle transport wheelchair with 22" PU rear wheels

<b>Turtle</b>	<b>271045</b>	<b>271145</b>
<i>Seat-width</i>	45 cm	
<i>Seat-depth adjustable</i>	42-48 cm	
<i>Seat height adjust. min./max.</i>	46,5 cm – 49,0 cm	
<i>Total width</i>	62,4 cm	66,3 cm
<i>Backrest inclination</i>	10°	
<i>Weight</i>	12,5 kg	16 kg
<i>Max. user weight</i>	150 kg	

# Mobilex A/S - Price list

All prices are per pcs. and in EUR.

04.2025

Leaflet HT

## Turtle wheelchair

ItemNr	Description	Img.	Price
271045	Turtle Transport wheelchair, SW 43 cm, aluminium silver, 14" wheels	HT1A	459,90
271145	Turtle Transport wheelchair, SW 43 cm, aluminium silver, 22" wheels	HT1B	543,90



# SEAT CUSHIONS



## Leaflet P

Seat cushions and swivel cushions

## Standard seat cushions

Standard wheelchair cushion made either from high quality cold foam with a high load capacity or with visco-elastic foam. The bottom of the cushion is covered with an anti-slip material. In this way the cushion can be used in any wheelchair without the need to fit with existing Velcro strips. The cover is made from polyester, which is durable, washable and elastic, and is fitted with a zip.

The cushions are 5 cm high and are available in different depths and widths.

## Seat cushion with PU foam or high density visco-elastic foam and black polyester or incontinence cover



The cushion seen from the front



Cushion with incontinence cover



Anti-slip material

The cushions are available in the respective sizes of both polyurethane foam as high density visco-elastic foam. The standard cushion (5 cm in height) is available with a black polyester or incontinence cover. All models are equipped with zip and anti-slip bottom.

## Universal wheelchair cushion (adaptable to the seat depth)



The cushion with the closed cover



The cushion with the opened cover and the pre-cut foam to adapt the seat depth

Universal wheelchair cushion made from high quality foam. The foam comes with pre-cuts so that the cushion is easily adjustable to the depth of the wheelchair seat. The incontinence cover is equipped with Velcro stripes for easy closing.

The cushion is available in seat widths from 40 to 57 cm.

The depth is adjustable from 48 cm to 42 cm.

## Seat cushion with a double layer (PU foam and visco-elastic foam)



Incontinence cover



Anti-slip material



Visco-elastic + PU foam

Seat cushion made from one layer of normal PU foam and one layer of visco-elastic foam. It comes with an incontinence cover. The cushion is available in different sizes from 40 to 50 cm.

## Wedge cushions

Foto P7



Wedge with incontinence cover


### Mobilex wedge with Decutex cover

The wedge cushion is made with 2 layers of foam. The bottom layer is a stable pellet-foam, the upper a visco-elastic foam, which easily adapt.

The Decutex incontinence cover is easy to clean.

Size (W × D × H): 45 × 43 × 10/0 cm

Foto P8



Wedge made of regenerated foam

### Mobilex standard wedge

Made of regenerated foam.

Available in 3 sizes (W × D × H):

- 45 × 45 × 6/1 cm
- 45 × 45 × 8/1 cm
- 45 × 45 × 10/1 cm

## Swivel cushions (For prices see the leaflet **PTr** - Transfer products)

Foto PTr4a



Swivel cushion with non-slip base. Ø 45 or 50 cm

The **standard swivel seat cushion** consists of two textile parts joined together. The smooth inner sides make it easier to turn. The upper part consists of a dark blue soft surface, the lower part has a non-slip underside. The cushion is intended to be used as a seat pad in a car, armchair or chair to facilitate turning and transferring of the user.

Diameter: 45 or 50 cm.

Max. Load capacity: 100 kg.

Foto PTr4b



Swivel cushion with non-slip base. Ø 37 or 44 cm

The **Magic Turn swivel seat cushion** consists of two textile parts joined together. The "Magic Turn" model offers greater comfort due to the thicker padding. The insides are slide-coated for excellent turning properties. The bottom part has a non-slip underside. The cushion is designed to be used as a seat base in a car, armchair or chair to facilitate turning and transferring of the user.

Diameter: 37 or 44 cm. Max. Load capacity: 130 kg.

Foto PTr4c



Swivel standing with non slip bottom, Ø 37 cm.

The **Magic-Turn swivel standing** consists of two textile parts connected to each other. The insides are slide-coated to make it easier to turn. The upper part has a soft surface, the lower part is equipped with a non-slip underside. The turntable is intended as a transfer aid, e.g. from bed to chair, etc., and supports turning on its own axis. Can also be used in wet areas as both the top and bottom have an anti-slip coating.

Diameter: 37cm. Max. Load capacity: 130 kg.

## Wheelchair cushion from PU foam with friction bottom

ItemNr	Description	Img.	Price
278371	Wheelchair cushion with black cover 37,5 x 40 x 5 cm (W x D x H)	P1	17,90
27840L	Wheelchair cushion with black cover, 40 x 40 x 5 cm (W x D x H)	P1	17,90
278401	Wheelchair cushion with black cover, 40 x 43 x 5 cm (W x D x H)	P1	19,06
27840M	Wheelchair cushion with black cover, 40 x 45 x 5 cm (W x D x H)	P1	19,06
27842L	Wheelchair cushion with black cover, 42,5 x 40 x 5 cm (W x D x H)	P1	17,90
278421	Wheelchair cushion with black cover, 42,5 x 43 x 5 cm (W x D x H)	P1	19,64
27842M	Wheelchair cushion with black cover, 42,5 x 45 x 5 cm (W x D x H)	P1	19,64
27845L	Wheelchair cushion with black cover, 45 x 40 x 5 cm (W x D x H)	P1	19,06
278451	Wheelchair cushion with black cover, 45 x 43 x 5 cm (W x D x H)	P1	20,21
27845M	Wheelchair cushion with black cover, 45 x 45 x 5 cm (W x D x H)	P1	20,21
27847L	Wheelchair cushion with black cover, 47,5 x 42 x 5 cm (W x D x H)	P1	20,21
27847M	Wheelchair cushion with black cover, 47,5 x 48 x 5 cm (W x D x H)	P1	20,21
27850L	Wheelchair cushion with black cover, 50 x 42 x 5 cm (W x D x H)	P1	20,21
27850S	Wheelchair cushion with black cover, 50 x 45 x 5 cm (W x D x H)	P1	21,66
27850M	Wheelchair cushion with black cover, 50 x 48 x 5 cm (W x D x H)	P1	21,66

## Wheelchair cushion from PU foam with friction bottom

ItemNr	Description	Img.	Price
278372	Wheelchair cushion with black incontinence cover, 37,5 x 40 x 5 cm (W x D x H)	P2A	20,79
278373	Wheelchair cushion with black incontinence cover, 37,5 x 43 x 5 cm (W x D x H)	P2A	22,24
27840N	Wheelchair cushion with black incontinence cover, 40 x 40 x 5 cm (W x D x H)	P2A	22,24
278402	Wheelchair cushion with black incontinence cover, 40 x 43 x 5 cm (W x D x H)	P2A	22,24
27840P	Wheelchair cushion with black incontinence cover, 40 x 45 x 5 cm (W x D x H)	P2A	23,39
27842N	Wheelchair cushion with black incontinence cover, 42,5 x 40 x 5 cm (W x D x H)	P2A	27,64
278422	Wheelchair cushion with black incontinence cover, 42,5 x 43 x 5 cm (W x D x H)	P2A	23,39
27842P	Wheelchair cushion with black incontinence cover, 42,5 x 45 x 5 cm (W x D x H)	P2A	23,97
27845N	Wheelchair cushion with black incontinence cover, 45 x 40 x 5 cm (W x D x H)	P2A	23,97
278452	Wheelchair cushion with black incontinence cover, 45 x 43 x 5 cm (W x D x H)	P2A	23,97
27845P	Wheelchair cushion with black incontinence cover, 45 x 45 x 5 cm (W x D x H)	P2A	25,12
27847N	Wheelchair cushion with black incontinence cover, 47,5 x 42 x 5 cm (W x D x H)	P2A	26,57
27847P	Wheelchair cushion with black incontinence cover, 47,5 x 48 x 5 cm (W x D x H)	P2A	27,14
27850N	Wheelchair cushion with incontinence cover, 50 x 42 x 5 cm (W x D x H)	P2A	27,72
27850P	Wheelchair cushion with black incontinence cover, 50 x 48 x 5 cm (W x D x H)	P2A	28,30

## Adjustable wheelchair cushion from PU foam with friction bottom

ItemNr	Description	Img.	Price
27840H	Seat cushion for Dolphin, 40 x 42-48 x 5 cm (W x D x H)	P3B	25,70
27842H	Seat cushion for Dolphin, 42 x 42-48 x 5 cm (W x D x H)	P3B	25,70
27844H	Seat cushion for Dolphin, 44 x 42-48 x 5 cm (W x D x H)	P3B	24,55
27848H	Seat cushion for Dolphin, 48 x 42-48 x 5 cm (W x D x H)	P3B	28,30
27851H	Seat cushion for Dolphin, 51 x 42-48 x 5 cm (W x D x H)	P3B	30,61
27854H	Seat cushion for Dolphin, 54 x 42-48 x 5 cm (W x D x H)	P3B	31,76
27857H	Seat cushion for Dolphin, 57 x 42-48 x 5 cm (W x D x H)	P3B	33,50

## Two-layer standard wheelchair cushion (viscoelastic+PU)

ItemNr	Description	Img.	Price
27840Q	Wheelchair cushion of viscoelastic foam, with black incontinence cover, 40 x 40 x 8 cm (W x D x H)	P4A	35,81
278407	Seatcushion of viscoelastic foam, with black incontinence cover, W: 40 x D: 43 x H: 8 cm, 50 kg foam	P4A	36,96
27840R	Seatcushion of viscoelastic foam, with black incontinence cover, 40 x 45 x 8 cm (W x D x H)	P4A	38,12
27842Q	Seatcushion of viscoelastic foam, with black incontinence cover, 42,5 x 40 x 8 cm (W x D x H)	P4A	39,27
278427	Seatcushion of viscoelastic foam, 42,5 x 43 x 8 cm (W x D x H), 50 kg foam	P4A	39,27
27842R	Seatcushion of viscoelastic foam, with black incontinence cover, 42,5 x 45 x 8 cm (W x D x H)	P4A	40,43
27842S	Seatcushion of viscoelastic foam, with black incontinence cover, 42,5 x 48 x 8 cm (W x D x H)	P4A	43,31
27845Q	Seatcushion of viscoelastic foam, with black incontinence cover, 45 x 40 x 8 cm (W x D x H)	P4A	41,58
278457	Seatcushion of viscoelastic foam, 45 x 43 x 8 cm (W x D x H), 60 kg foam	P4A	41,00
27845R	Seatcushion of viscoelastic foam, with black incontinence cover, 45 x 45 x 8 cm (W x D x H)	P4A	43,31
27845S	Seatcushion of viscoelastic foam, with black incontinence cover, 45 x 48 x 8 cm (W x D x H)	P4A	44,47
27845F	Wheelchair cushion of viscolastic foam with incontinence cover, 45 x 50 x 8 cm (W x D x H)	P4A	41,58
27847Q	Seatcushion of viscoelastic foam, with black incontinence cover, 47,5 x 42 x 9 cm (W x D x H)	P4A	46,78
27847R	Seatcushion of viscoelastic foam, with black incontinence cover, 47,5 x 48 x 9 cm (W x D x H)	P4A	47,93
27850Q	Seatcushion of viscoelastic foam, with black incontinence cover, 50 x 42 x 9 cm (W x D x H)	P4A	47,93
27850R	Seatcushion of viscoelastic foam, with black incontinence cover, 50 x 48 x 9 cm (W x D x H)	P4A	54,29
27855R	Wheelchair cushion of viscoelastic foam, with incontinence cover, 55 x 48 x 9 cm (W x D x H)	P4A	55,44

**Wheelchair cushion from high density viscoelastic foam with friction bottom**

ItemNr	Description	Img.	Price
27842A	Seatcushion of viscoelastisk foam, high density, with polyester cover, 42,5 x 43 x 5 cm (W x D x H)	P1	27,72
27845A	Seatcushion of viscoelastisk foam, high density, with polyester cover, 45 x 43 x 5 cm (W x D x H)	P1	28,88

**Wheelchair cushion from high density viscoelastic foam with friction bottom**

ItemNr	Description	Img.	Price
27840C	Seat cushion of viscoelastic foam, high density, 40 x 43 x 5 cm	P2A	29,45
27842C	Seatcushion of viscoelastisk foam, high density, with incontinence cover, 42,5 x 43 x 5 cm (WxDxH)	P2A	30,03
27845C	Seatcushion of viscoelastisk foam, high density, with incontinence cover, 45 x 43 x 5 cm (W x D x H)	P2A	31,19

**Cushions with wedge form**

ItemNr	Description	Img.	Price
278061	Double-layer wedge cushion, 43 x 45 x 10/0 cm, with grey Decutex cover	P7	67,57
278064	Granulated foam wedge cushion, 45 x 45 x 6/1 cm	P8	8,66
278065	Granulated foam wedge cushion, 45 x 45 x 8/1 cm	P8	9,82
278066	Granulated foam wedge cushion, 45 x 45 x 10/1 cm	P8	12,42

278069	Anti-incontinence cover with non-slip underside for 6 or 8 cm high wedge pillows	P16	15,31
278070	Incontinence cover for wedges with the height 10 cm with anti-slip material in bottom	P17	15,31





# TEXTILE PRODUCTS




**Leflet PTe**  
Textile products

## Kangaroo body warmer for wheelchair users



Mobilex Kangaroo body warmer



Mobilex Kangaroo body warmer and detail of the zip pull loop (zip handle)

The **Mobilex Kangaroo body warmers** have an anatomical shape and are made of tear-resistant waterproof nylon with a pleasantly warm thermal lining inside. This makes them not only comfortable but also ideal for use on cold and rainy days.

The body warmers are equipped with a large all-round zip that is easy to operate and have a non-slip underside. There is a convenient pocket at the front which is also equipped with a zip with a large handle eyelet. Two reflective stripes on the front increase safety on public roads. An adjustable back strap and elastic loops allow for secure attachment to the back or push handles of the wheelchair.

The Mobilex Kangaroo body warmers are available in 3 different sizes. Small, Medium and Large.

## Ponchos



Poncho for Rollator users

**Poncho for rollator users**, made of dark grey polyester with reflective stripes. Hood with side viewing window, as well as 2 side openings with zips for the arms and a fastening strap against wind flutter.



Poncho for wheelchair users

**Poncho for wheelchair users**, consisting of grey polyester with reflective stripes and hood with side viewing window. At the back, the poncho has a cover for the wheelchair back.

## Weatherproof leg warmer



Weatherproof thermal leg warmer

**Weatherproof thermal leg warmer** for scooter riders to protect the lower body. The outer material is polyurethane-coated and lined on the inside. Equipped with an elastic back strap with quick release fastener. Available in 2 sizes.

## Weatherproof scooter cover



Weatherproof cover for scooters

**Weatherproof cover for scooters.** Made of tear-resistant black PVC.

Available in 3 sizes.

## Wheel bags



Mobilex bag for two 24" wheels



Spinergy bag for two wheels up to 28"

The **Mobilex wheel bags** are made of tear-resistant black nylon with red stitching, carrying handles and removable carrying strap. The Mobilex bag has two separate wheel bags for 1 complete 24" wheel each. There is an internal pocket for small wheel accessories (thru axles etc.). The Spinergy wheel bags are also made of tear-resistant black nylon with red zips. The Spinergy bag can hold 2 wheels up to 28".

## Wheelchair bag




Universal wheelchair backrest bag



## Velcro back for wheelchairs



Velcro back



Flip back cover

The **Mobilex adjustable back** consists of 2 parts. The Velcro back with the belt buckles and the Flip back. It can be adjusted to individual needs.

**Wheelchair bag** made of tear-resistant black nylon with two straps to attach it to the wheelchair. The backrest bag also comes with a carrying strap.

## SoftSleep orthopaedic pillow

The **SoftSleep** pillow is made of high-density, open-cell PU foam also called "Slow Foam" or "Memory Foam". This material has unique properties: it reacts to body weight and temperature fluctuations. Warmed by the user's body heat, it adapts its shape to the profile of the neck and head.

Thanks to the shaping, the forces acting on the neck and head during sleep are alleviated and it helps eliminate headaches, neck and back pain. It can also help prevent or combat insomnia. The SoftSleep pillow thus increases the quality of sleep exceptionally.

The cover of the pillow was specially developed for this type of product. It not only helps to distribute body heat, but also has a hygienic function: the fabric has anti-fungal and anti-bacterial properties.



Foto PTe20a



**Rain ponchos**

ItemNr	Description	Img.	Price
279012	Waterproof rain poncho for rollator users, Small	PTE3	64,05
279013	Waterproof rain poncho for rollator users, Large	PTE3	66,15
279014	Waterproof rain poncho for wheelchair users	PTE4	60,90

**Kangaroo body warmer for wheelchair users**

ItemNr	Description	Img.	Price
279021	Kangaroo Wheelchair Body Warmer, grey, Small	PTE2A	109,20
279022	Kangaroo Wheelchair Body Warmer, grey, Medium	PTE2A	109,20
279023	Kangaroo Wheelchair Body Warmer, grey, Large	PTE2A	120,75

279025	Zip Grip, XL zipper grip with 40 mm handle	PTE2B	5,52
--------	--	-------	------

**Thermocovers for scooter driver**

ItemNr	Description	Img.	Price
279003	Thermocover for scooter driver, medium model	PTE5	88,20
279002	Thermocover for scooter driver, large model	PTE5	96,60

**Scooter cover from waterproof material**

ItemNr	Description	Img.	Price
279001	Scooter cover from waterproof material, M, 62 x 100 x 125 cm (W x H x L)	PTE6	80,85
279004	Scooter cover from waterproof material, L, 72 x 120 x 150 cm (W x H x L)	PTE6	88,20
279005	Scooter cover from waterproof material, XL, 72 x 120 x 175 cm (W x H x L)	PTE6	110,25

**Wheel bags**

ItemNr	Description	Img.	Price
279036	Mobilex wheel bag for 2 wheels from 20" to 24"	PTE7	67,20
279035	Spinergy wheel bag for 2 wheels - 20" - 28"	PTE8	223,65

**Wheelchair bag** (for attaching to the wheelchair)

ItemNr	Description	Img.	Price
279052	Bag 35 x 31 x 12 cm, to attach to the back of the wheelchair	PTE10	36,75
279053	Bag 31 x 21 x 14 cm, for side mounting on the wheelchair	PTE11	34,13
279054	Bag 18 x 5 x 10 cm, for side mounting on the wheelchair	PTE12	34,13

**Wheelchair back** (2-piece - consisting of Velcro back and Flip back)

ItemNr	Description	Img.	Price
271649	Velcroback for wheelchair, SW 40 - 44 cm	PTE9A	53,55
271650	Velcroback for wheelchair, SW 48 - 51 cm	PTE9A	55,65

271645	Flipback for wheelchair, width 40 cm	PTE9B	49,35
271646	Flipback for wheelchair, width 44 cm	PTE9B	49,35
271647	Flipback for wheelchair, width 48 cm	PTE9B	53,55
271648	Flipback for wheelchair, width 51 cm	PTE9B	52,50

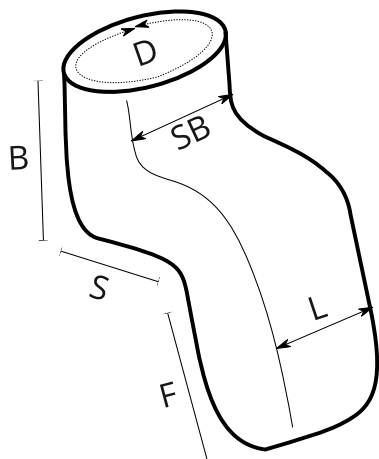
**Orthopedic pillow SoftSleep**

ItemNr	Description	Img.	Price
279061	SoftSleep Contour pillow with Memory Foam, 50 x 30 x 9-11.5 cm	PTE20A	30,03



**Dimension tables of Kangaroo body warmers and thermocovers****Kangaroo body warmer for wheelchair users**

The Mobilex Kangaroo body warmers are made of tear-resistant and waterproof nylon with a polyester lined thermal inside. The body warmer is equipped with a zipper on both sides. Color gray. Available in 3 sizes (Small, Medium, Large).



Dim.	Small	Medium	Large
B	42 cm	44 cm	46 cm
SB	40-45 cm	45-48 cm	48-51 cm
S	40 cm	45 cm	50 cm
F	40 cm	45 cm	50 cm
L	42 cm	46 cm	50 cm
D	90 cm	110 cm	125 cm

Item nr.	Description	for SW	Dim.
279021	Kangaroo body warmer	40-45 cm	Small
279022		45-48 cm	Medium
279023		48-51 cm	Large

**Thermocover for scooter drivers**

Weatherproof thermocover for scooter drivers to protect the lower body. The outer material is polyurethane coated and lined inside. For fastening, an elastic back strap with quick-release fastener is attached at the back. Colour black. Available in 2 sizes (Medium and Large).



Dim.	Medium	Large
S	40 cm	55 cm
F	60 cm	60 cm
L	40 cm	55 cm

Item nr.	Description	for SW	Dim.
279003	Weatherproof thermocover for scooter drivers	42 - 45 cm	Medium
279002		45 - 52 cm	Large



# TRANSFER PRODUCTS



## Leaflet PTr

Transfer and positioning products

## Mobiglide transfer boards

The **Mobiglide transfer boards** are made of 6 mm thick white translucent polypropylene, or 6 mm thick white PVC. The low frictional resistance of the Mobilex transfer boards makes transferring to or from the wheelchair much easier.

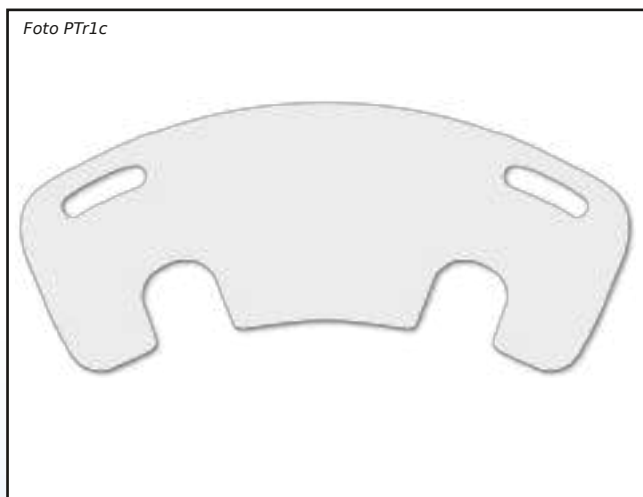
Anti-slip strips are available as accessories, which can be attached to the underside of the board to prevent it from sliding away.

The polypropylene boards are available in three sizes: 650 × 245 mm, 800 × 245 mm and in curved form 800 × 348 mm. The PVC board is only available in the size 800 × 245 mm.

The transfer boards are loadable up to 150 kg (with max. 20 cm intermediate distance).



Transfer board from polypropylene or PVC




Curved transfer board from polypropylene

## Mobiglide patient transfer board

The **Mobiglide patient transfer board** made of break-proof 6 mm thick HDPE has a high sliding ability on the upper side and helps when transferring patients from bed to bed. In hospitals or nursing homes it can also be used in oncology for X-rays as the material allows X-rays to pass through.

Anti-slip strips are available as an accessory that can be attached to the underside of the board to prevent it from sliding away.

The Mobiglide patient transfer board has a size of 1500 × 700 mm. The load capacity is 200 kg with a max. distance of 20 cm and a max. height difference of 10 cm.



Mobiglide patient transfer board

## Mobiglide positioning products

### Tube slide sheets

Foto PTr2a



Tube slide sheet

The **Mobiglide tube slide sheets** offer extremely low frictional resistance on the inside and outside, thus minimizing friction when transferring patients.

The tube slide sheets are available in 3 sizes.

Load capacity: 250 kg

Material: nylon

### Flat sliding sheets

Foto PTr2c



Flat sliding sheet (to be used in pairs)

The **Mobiglide flat sliding sheets** reduce the frictional forces when transferring or moving people in bed.

The sliding sheet is to be used in pairs.

Size: 150 × 100 cm or 200 × 100 cm

Load capacity: 250 kg

### Slide sheet with handles

Foto PTr2b



Slide sheet with handles

The **Mobiglide slide sheet with handles** makes positioning of sitting or lying patients easier than well as transferring a lying patient from a bed to a stretcher. The use of two tube slide sheets makes it easier to place the lifting sling under the patient.

Available in 100 × 200 cm, Max. Load 250 kg

Material: Nylon

### One-way Slide

Foto PTr2d



One way slide mat

The **Mobiglide one-way slide** mat prevents the user from gliding forward in the wheelchair. The internal velour can only slide in one direction and prevents the user from slipping unintentionally forward. The sliding mat also facilitates the user to transfer back to his original seating position.

Size: 45 × 50 cm

Max. Load 250 kg

## Mobiglide sliding gloves

Foto PTR2e



Sliding gloves

The **Mobiglide sliding gloves** make it easier to slide under the patient, e.g. to check the filling level of an anti-decubitus product. They also make it easier to carry out positioning or repositioning.

Scope of delivery: 1 pair

Size: 50 x 20 cm

## Support belt

Foto PTR3



Support belt with handles

The **Mobilex support belt** helps caregivers to lift patients out of bed, chair or wheelchair and to travel short distances with them. This can be a supportive aid when getting up from sitting or vice versa, e.g. from the wheelchair or bed, the car, the toilet, etc. Furthermore, the support belt can be used to support the patient during gait training.

Sizes: 117 x 14 cm (M) or 140 x 14 cm (L)

Load capacity: 180 kg

## Swivel cushions

Foto PTR4a



Swivel cushion with non-slip base. Ø 45 or 50 cm

The **standard swivel seat cushion** consists of two textile parts joined together. The smooth inner sides make it easier to turn. The upper part consists of a dark blue soft surface, the lower part has a non-slip underside. The cushion is intended to be used as a seat pad in a car, armchair or chair to facilitate turning and transferring of the user.

Diameter: 45 or 50 cm.

Max. Load capacity: 100 kg.

Foto PTR4b



Magic-Turn swivel cushion with non-slip base. Ø 37 or 44 cm

The **Magic Turn swivel seat cushion** consists of two textile parts joined together. The "Magic Turn" model offers greater comfort due to the thicker padding. The insides are slide-coated for excellent turning properties. The bottom part has a non-slip underside. The cushion is designed to be used as a seat base in a car, armchair or chair to facilitate turning and transferring of the user.

Diameter: 37 or 44 cm.

Max. Load capacity: 130 kg.

Foto PTR4c



Magic-Turn Swivel standing cushion with non-slip bottom, Ø 37 cm.

The **Magic-Turn swivel standing cushion** consists of two textile parts connected to each other. The insides are slide-coated to make it easier to turn. The upper part has a soft surface, the lower part is equipped with a non-slip underside. The turntable is intended as a transfer aid, e.g. from bed to chair, etc., and supports turning on its own axis. Can also be used in wet areas as both the top and bottom have an anti-slip coating.

Diameter: 37 cm.

Max. Load capacity: 130 kg.

## Mobiglide transfer boards

ItemNr	Description	Img.	Price
240501	Transfer BOArd from Polypropylene, 650 x 245 x 6 mm (L x W x H)	PTR1A	57,75
240502	Transfer BOArd from polypropylene, 800 x 245 x 6 mm (L x W x H)	PTR1A	69,30
240505	Transfer BOArd from PVC in grey - 800 x 245 x 6 mm (L x W x H)	PTR1A	76,65
240507	Curved transfer BOArd from polypropylene, 800 x 348 x 6 mm (L x W x H)	PTR1C	87,15
240701	Patient transfer BOArd from Polypropylen, 1500 x 700 x 6 mm (L x W x H)	PTR1D	332,85

## Mobiglide tube slide sheet

ItemNr	Description	Img.	Price
278011	Tube slide sheet 70 x 68 cm	PTR2A	37,80
278012	Tube slide sheet 140 x 68 cm	PTR2A	66,15
278013	Tube slide sheet 200 x 68 cm	PTR2A	85,05

## Mobiglide tube slide sheet

ItemNr	Description	Img.	Price
278023	Flat slide sheet with handles 100 x 200 cm	PTR2B	121,80

## Mobiglide flat slide sheet

ItemNr	Description	Img.	Price
278015	Flat slide sheet 150 x 100 cm (to be used in pairs)	PTR2C	68,25
278016	Flat slide sheet 200 x 100 cm (to be used in pairs)	PTR2C	82,95

## Mobiglide one-way slide sheet

ItemNr	Description	Img.	Price
278031	One-way slide mat 45 x 50 cm	PTR2D	78,75

## Mobiglide transfer gloves

ItemNr	Description	Img.	Price
278041	Transfer gloves, 50 x 20 cm, blue, pairs	PTR2E	30,45

## Support belt

ItemNr	Description	Img.	Price
278046	Support belt with handles, Medium, 117 x 14 cm	PTR3	93,45
278047	Support belt with handles, Large, 140 x 14 cm	PTR3	101,85

## Swivel seat

ItemNr	Description	Img.	Price
278051	Swivel seat cushion ø45 cm	PTR4A	40,43
278052	Swivel seat cushion ø50 cm	PTR4A	44,63
278055	Swivel seat cushion ø37 cm, Magic Turn	PTR4B	55,65
278056	Swivel seat cushion ø44 cm, Magic Turn	PTR4B	70,35

## Standing swivel plate

ItemNr	Description	Img.	Price
278058	Standing swivel plate ø37 cm	PTR4C	78,75





# LEVABO® CUSHIONS



**Leaflet PX**  
Levabo® cushions

## heel-up®

heel-up® and all-up® are Levabo®'s new products in the treatment and prevention of pressure ulcers. The range has been developed in collaboration with leading wound care nurses and ensures optimum comfort and hygiene in the treatment and prevention of pressure ulcers.



heel-up® and all-up® are suitable for efficient prevention and treatment of pressure ulcers on the most exposed areas such as heels, hips, elbows, shoulders, back etc.

The products are multi-functional, i.e., the same product can be used in different configurations to optimise the prevention and treatment of pressure ulcers.

heel-up® and all-up® are user-specific disposable products with an ergonomic design that provides good stability. The external layer is made of soft, flexible, heat and moisture absorbent nonwoven material, which makes the heel-up® and all-up® comfortable to lie with and sit on.

Simple to use: heel-up® and all-up® inflated before use and adjusted to the user's anatomy and needs.

Foto PX1a



heel-up® short

Foto PX1b



heel-up® medium

Foto PX1c



heel-up® long

Foto PX1d



heel-up® max

- Single patient use ensures high hygiene.
- heel-up® is designed to prevent and treat pressure ulcers in the heel region.
- all-up® is designed to prevent and treat pressure ulcers on elbows, shoulders back etc.
- Easy & simple to use.
- Good comfort.
- Soft, skin-friendly and moisture absorbent material.
- Space saving in the depot.
- Available in clean, sealed and slim packaging inclusive an inflation device.
- Tested and approved in accordance with ISO 10993-10 Skin irritation and sensitization.
- Available in different sizes.



## Levabo® air pumps

Foto PX20a



Foto PX20b



Foto PX20c



## all-up®

all-up® is Levabo®'s new hygienic and environmentally friendly single-patient inflatable positioning products. The range has been developed in collaboration with leading wound care nurses and ensures optimum comfort and hygiene in the treatment and prevention of pressure ulcers. all-up® is suitable for effective treatment and prevention of bruises on the most vulnerable locations for example heels, hips, elbows, shoulders, back etc. The products are multi-functional, i.e. the same product can be used in different configurations to optimise the prevention and treatment of pressure ulcers. all-up® is user-specific disposable product in ergonomic design, providing good stability. The outer layer is made of soft, flexible, heat and moisture absorbent nonwoven material, which makes all up® comfortable to lie with and sit on. Simple to use: all-up® inflated before use and adjusted to the user's anatomy and needs.

Foto PX2a



all-up® small

Foto PX7a



all-up® universal

Foto PX3a



all-up® head

Foto PX8a



all-up® seat

Foto PX4a



all-up® donut

Foto PX9a



all-up® back & seat

Foto PX5a



all-up® kidney

Foto PX10a



all-up® bath

Foto PX6a



all-up® tailbone

Foto PX11a



all-up® wing


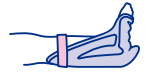
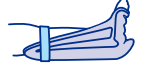

# Mobilex A/S - Price list

All prices are per pcs. and in EUR.





04.2025

Leaflet PX


## Heel Up

ItemNr	Description	Img.		Price
277001	Levabo Heel Up, 18 x 32 x 25 cm, (B x L x H), small, with 3 inlays		PX1A	31,50
277006	Levabo Heel Up, 18 x 32 x 25 cm, (B x L x H), small		PX1A	28,88
277002	Levabo Heel Up, 18 x 39 x 25 cm, (B x L x H), medium, with 3 inlays		PX1B	36,00
277007	Levabo Heel Up, 18 x 39 x 25 cm, (B x L x H), medium		PX1B	28,88
277003	Levabo Heel Up, 18 x 48 x 25 cm, (B x L x H), large, with 3 inlays		PX1C	35,00
277008	Levabo Heel Up, 18 x 48 x 25 cm, (B x L x H), large		PX1C	28,88
277004	Levabo Heel Up, 18 x 50 x 30 cm, (B x L x H), XL, with 3 inlays		PX1D	36,00
277009	Levabo Heel Up, 18 x 50 x 30 cm, (B x L x H), XL		PX1D	28,88


## All Up Multi

ItemNr	Description	Img.		Price
277011	Levabo All Up Multi, 50 x 25 x 8 cm (W x L x H), small			PX2A 19,95
277012	Levabo All Up Multi, 50 x 37 x 8 cm (W x L x H), medium			PX2B 26,00
277013	Levabo All Up Multi, 50 x 50 x 8 cm (W x L x H), large			PX2C 22,58
277014	Levabo All Up Multi Max, 50 x 50 x 20 cm (W x L x H)			PX2C 35,00


## All Up Head

ItemNr	Description	Img.		Price
277021	Levabo All Up, Head, 28 x 30 x 5 cm (W x L x H)			PX3A 19,95


## All Up Seat Donut

ItemNr	Description	Img.		Price
277025	Levabo All Up, Donut, 45 x 45 x 8 cm (W x L x H)			PX4A 22,58


## All Up Kidney

ItemNr	Description	Img.		Price
277026	Levabo All Up, kidney, 50 x ø20 cm (L x diameter)			PX5A 26,00


## All UP Seat Tailbone

ItemNr	Description	Img.		Price
277029	Levabo All Up, Tailbone, 42 x 42 x 5 cm (W x L x H )			PX6A 24,68


## All Up Universal

ItemNr	Description	Img.	Price
277034	Levabo All Up, Universal slim, 45 x 75 x 8 cm (W x L x H), long		26,00
277031	Levabo All Up, universal, 50 x 50 x 8 cm (B x L x H), standard		PX7A 26,00
277032	Levabo All Up, Universal, 70 x 55 x 8 cm (W x L x H), long		PX7A 26,00


## All Up Seat

ItemNr	Description	Img.	Price
277041	Levabo All Up, seat, 42 x 42 x 5 cm (B x L x H), small		PX8A 32,00
277043	Levabo All Up, seat, 52 x 52 x 5 cm (B x L x H), large		PX8A 26,78
277044	Levabo All Up, Seat, 52 x 62 x 5 cm (W x L x H), max		PX8A 26,78


## All Up Seat Back & Seat

ItemNr	Description	Img.	Price
277042	Levabo All Up, Back and Seat, 45 x 27 x 5 cm (B x L x H)		PX9A 24,68


## All Up Seat Bath

ItemNr	Description	Img.	Price
277045	Levabo All Up, Bath, 50 x 50 x 8 cm (W x L x H)		PX10A 32,00


## All Up Arm Rest

ItemNr	Description	Img.	Price
277016	Levabo All Up, Arm Rest, 55 x 25 x 8 cm (W x L x H)		PX3A 26,00


## All Up Elbow / Elbow & Heel

ItemNr	Description	Img.	Price
277017	Levabo All Up, Elbow, 30 x 20 x 10 cm (W x L x H)		PX3A 28,88
277015	Levabo All Up, Elbow & Heel, 30 x 20 x 10 cm (W x L x H)		32,55

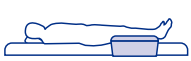
## All Up Lap

ItemNr	Description	Img.	Price
277018	Levabo All Up, Lap, 80 x 60 x 10 cm (W x L x H)		PX3A 32,00
277019	Levabo All Up Lap Max, 80 x 60 x 20 cm (W x L x H)		PX3A 32,00


## All Up Wedge

ItemNr	Description	Img.	Price
277020	Levabo All Up Wedge 30 deg., 50 x 40 x 15 cm (W x L x H)		PX3A 32,00

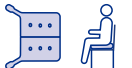
## All Up Wing

ItemNr	Description	Img.	Price
277051	Levabo All Up, Wing, 50 x 85 x 8 cm (W x L x H)		PX11A 28,88

## All Up Belly

ItemNr	Description	Img.	Price
277027	Levabo All Up Belly, 65 x 75 x 15 cm (W x L x H)		PX5A 26,00

## All Up Twin

ItemNr	Description	Img.	Price
277030	Levabo All Up Twin, 48 x 52 x 5 cm (W x L x H)		PX6A 32,00

# Mobilex A/S - Price list

All prices are per pcs. and in EUR.

04.2025

Leaflet PX

## Levabo spare parts and accessories

ItemNr	Description	Img.	Price
277101	Levabo hand pump	PX20A	21,00
277102	Levabo battery pump	PX20B	312,90
277103	Levabo electric pump	PX20C	96,60
277005	Levabo Heel Up inlay, 35 x 50 cm, bag with 10 pcs		24,68
277081	Levabo All Up, Cover for Seat, 42 x 42 cm, 5 pcs		31,50
277201	Levabo polyester bag	PX20D	57,75
277202	Levabo Adapter set		28,88



# BATTERIES



## Leaflet J

Batteries and chargers  
for e-wheelchairs, scooters or lifters

Foto J1



EXIDE® Gel Batteries (series GF and GY)



## EXIDE® GEL batteries

The new EXIDE GEL is a battery that combines the strengths of the two Dryfit battery types Dryfit Sportline and Dryfit Start at the highest quality level. The EXIDE GEL battery offers reliable starting power plus maximum supply energy for heavy cyclical use in professional applications. With only 14 types, the EXIDE GEL offers an enormous variety of application possibilities.


- Closed and maintenance-free system
- Low self-discharge
- Acid does not leak even when batteries are tipped over
- IATA approved. Not classified as dangerous cargo and therefore also approved for use in aircraft.
- No unpleasant acid smell when charging in closed rooms
- The GV series with thin lead plates allows a higher starting current and better acceleration values (min. for 450 charging cycles)
- The GY series has thicker lead plates and allows more charging cycles (min. 600 cycles)
- Different sizes and thicknesses also available for lifters

### Terminal types for GEL batteries


A-Terminal



F-M6



G-M6



## FirstPower® AGM batteries

AGM batteries are sealed and maintenance-free batteries with a long service life.

Batteries from 2 Ah to 7.2 Ah are available from stock, suitable e.g. for the most common models of passenger lifts.

Foto J3



FirstPower® AGM Batteries

Foto J5



Victron 24 V impuls charger 8A

The **Victron Impulse chargers** are optimized for charging the batteries of electric wheelchairs, scooters or other vehicles with closed and maintenance-free lead-acid batteries, serially coupled to 24V.

The chargers are easy to operate and special attention was paid during development to a high level of safety for both the user and the batteries.

<b>Victron 24 V Impulse chargers</b>	<b>GL0601</b>	<b>GL0801</b>
<i>Mains voltage</i>	230 V	230 V
<i>Nominal charging voltage</i>	24 V	24 V
<i>Max. Charging current.</i>	6 A	8 A
<i>Power</i>	180 W	250 W
<i>Recommended battery size</i>	40 – 60 Ah	60 – 85 Ah
<i>Dimensions H × W × L</i>	80 × 65 × 168 mm	80 × 65 × 168 mm
<i>Weight</i>	1 kg	1 kg
<i>Safety class</i>	IP 65	IP 65
<i>Max. Charging voltage</i>	28,8 V	28,8 V
<i>Maintenance charging voltage</i>	27,4 V	27,4 V

## EXIDE® Gel batteries for Electric wheel chairs and Scooters

ItemNr	Description	Price
GY1122	Gel battery 12 V 25 A G-M6 167 x 176x 126mm (L x W x H)	178,50
GY1125	Gel battery 12 V 25 A G-M6 197 x 132 x 180 mm (L x W x H)	245,00
GY1033	Gel batteri 12 V 33 A A POL 210 x 175 x 175 mm (L x B x H)	270,00
GY1133	Gel battery 12 V 33 A G-M6 210 x 175 x 175 mm (L x B x H)	280,00
GY1040	Gel batteri 12 V 40 A A POL 242 x 175 x 190 mm (L x B x H)	368,55
GY1044	Gel battery 12 V 44 A 261 x 135 x 230 mm (L x W x H)	336,00
GV1050	Gel battery 12 V 50 A 278 x 175 x 190 mm (L x W x H)	324,45
GY1051	Gel batteri 12 V 51 A A POL 278 x 175 x 190 mm (L x B x H)	346,50
GY1063	Gel batteri 12 V FM6 A POL 260 x 171 x 210 mm (L x B x H)	405,30
GY1070	Gel battery 12 V 70 A 330 x 171 x 236 mm (L x W x H)	580,00

## FirstPower® AGM Batteries for Lifters

ItemNr	Description	Price
GS1212	AGM battery 12v 1.2A - 58 x 46 x 97 mm (H x W x L)	13,65
GS1219	AGM battery 12v 1.9A - 60 x 34 x 178 mm (H x W x L)	11,60
GS1227	AGM battery 12v 2.7A - 60 x 34 x 178 mm (H x W x L)	18,09
GS1229	AGM battery 12v 2.9A - 100 x 56 x 80 mm (H x W x L)	16,72
GS1245	AGM battery 12v 4.5A - 99 x 70 x 90 mm (H x W x L)	16,72
GS1272	AGM battery 12v 7A - 65 x 94 x 151 mm (H x B x L)	22,52
GS1012	AGM battery 12v 12Ah - 95 x 98 x 151mm H x B x L (for Lille Viking)	36,86

## Chargers

ItemNr	Description	Price
GL0601	Victron impulse charger 24V 6A	262,50
GL0801	Victron impulse charger 24V 8A	279,30

## Matrix for Mobilex GY and GV Batteries

Hersteller	Modell	Itemnr.	Poltyp	Ah 5 Std	L x B x H
<i>Karma</i>	<i>737-747</i>	GY1133	G-M6	33 Ah	195 x 175 x 175 mm
<i>Minicrosser</i>	<i>115 S</i>	GY1051	A	51 Ah	278 x 175 x 190 mm
<i>Minicrosser</i>	<i>120 - 130 T</i>	GY1051	A	51 Ah	278 x 175 x 190 mm
<i>Pride</i>	<i>Calypso</i>	GY1040	A	40 Ah	242 x 175 x 190 mm
<i>Pride</i>	<i>Jazzy 1103</i>	GY1133	G-M6	33 Ah	195 x 175 x 175 mm
<i>Pride</i>	<i>Jazzy 1120</i>	GY1051	A	51 Ah	278 x 175 x 190 mm
<i>Invacare</i>	<i>Auriga 10</i>	GY1133	G-M6	33 Ah	195 x 175 x 175 mm
<i>Invacare</i>	<i>Meteor</i>	GY1063	F-M6	63 Ah	260 x 171 x 210 mm
<i>Invacare</i>	<i>Mirage/Mistral</i>	GY1133	G-M6	33 Ah	195 x 175 x 175 mm
<i>Invacare</i>	<i>Moover 85</i>	GY1040	A	40 Ah	242 x 175 x 190 mm
<i>Invacare</i>	<i>Moover Delta II</i>	GY1051	A	51 Ah	278 x 175 x 190 mm
<i>Roltec</i>	<i>Vision</i>	GV1070	A	70 Ah	330 x 171 x 236 mm
<i>Meyra</i>	<i>Cityliner 312</i>	GY1133	G-M6	33 Ah	195 x 175 x 17 mm
<i>Meyra</i>	<i>Euro Sprint</i>	GY1051	A	51 Ah	278 x 175 x 190 mm
<i>Meyra</i>	<i>Optimus</i>	GY1051	A	51 Ah	278 x 175 x 190 mm

# WHEELCHAIR RAMPS



## Leaflet L

Wheelchair ramps made of aluminium

## Channel-ramps type CH

The ramp is made of aluminium with a friction surface and consists of two separate drive-on rails that are hinged at the middle. Folded the ramp can be carried with 2 handles like a suitcase.

The CH ramps must be used in pairs.



CH Ramps in use



CH Ramps folded for transport

CH-Ramps	CH-180
Length	180 cm
Width (per rail)	23,5 cm
Surface width	21 cm
Height of side protect.	Außen / Innen: 6 / 3,3 cm
Max. Elev. / height	12° / 35 cm
Weight (1 pair)	13 kg
Max. load	300 kg
Folded size (LxWxH)	93 x 27 x 21 cm



The CH Ramps are hinged in the middle

## Telescopic ramps type TR and LR

The ramps are made of aluminium with a friction surface. They consist of two separate drive-on rails with 3 segments which are provided with a locking mechanism to prevent unintentional extension and retraction of the segments.

The models "LR" are equipped with a convenient carrying case that can be attached to the wheelchair. The carrying case is also available for the TR model as an optional accessory (surcharge).

The telescopic ramps must be used in pairs.



TR Ramps in use



TR Ramps folded for transport

Rampe TR/LR	TR-150	TR-210	TR-300	LR-150	LR-210
Length	150 cm	210 cm	300 cm	150 cm	210 cm
Width (per rail)	26 cm	26 cm	26 cm	16 cm	16 cm
Surface width	19 cm	19 cm	19 cm	10 cm	10 cm
Height of side protect.	7/5 cm	7/5 cm	7/5 cm	5,5/3 cm	5,5/3 cm
Max. Elev. / height	12° / 30 cm	12° / 42 cm	12° / 60 cm	12° / 30 cm	12° / 42 cm
Weight	2 x 5,5 kg	2 x 7,5 kg	2 x 9,5 kg	2 x 3 kg	2 x 4 kg
Max. load per pair	225 kg	225 kg	225 kg	180 kg	180 kg
Folded size cm (LxWxH)	74 x 26,5 x 7	95x26,5x7	125x26,5x7	74x16,5x5,5	95x6,5x5,5



## Telescopic ramps type TM

The ramps are made of aluminium. The perforated lanes provide an ideal balance between weight and durability. In addition, the permeability is advantageous in rain, dirt or snow. The height of the side profile provides sufficient grip and directional stability. The TM-055 model consists of a pair of single rails, the TM-150 and TM-210 models consist of two telescopic segments each, the TM-300 model also has another folding element. The TM-150, TM-210 and TM-300 are secured in folded condition by a simple clip fastener.

The TM ramps must be used in pairs.

Foto L3a



TM-055 ramp

Foto L3b



TM-150 ramp opened for use

Foto L3c



TM-300 ramp folded

Foto L3d



TM-300 ramp opened

TM Ramps	TM-055	TM-150	TM-210	TM-300
Length	55 cm	150 cm	210 cm	300 cm
Width (per rail)	25 cm	25 cm	25 cm	26 cm
Surface width	20 cm	20 cm	20 cm	20 cm
Height of side protect.	5,5 cm	5,5 cm	5,5 cm	5,5 cm
Max. Elevation / height	12° / 11 cm	12° / 30 cm	12° / 42 cm	12° / 60 cm
Weight	2 x 1,45 kg	2 x 3,95 kg	2 x 5,8 kg	2 x 8,65 kg
Max. load per pair	300 kg	300 kg	300 kg	250 kg
Folded size cm (LxWxH)	55 x 25 x 5,5	98 x 27x 9	128 x 27 x 9	108 x 26 x 13,5

## Single-folded ramps type SF

The ramps are made of aluminium with a friction surface and are foldable in the longitudinal direction - a so-called flat-ramp. This offers the opportunity for volunteers to be able to stand on the ramp together with the wheelchair and the user. The ramps are equipped with a carrying handle and hinged at the middle, and they are portable like a suitcase. The model SF-040 is equipped with a convenient carrying bag that can be attached to the wheelchair.



SF-040 Ramp in use (with bag)



SF-090 Ramp in use

SF Ramps	SF-040	SF-090	SF-120	SF-150
Length	40 cm	90 cm	120 cm	150 cm
Width (per rail)	71 cm	77 cm	77 cm	77 cm
Surface width	71 cm	73 cm	73 cm	73 cm
Height of side protect.	--	6 cm	6 cm	6 cm
Max. Elev. / height	12° / 10 cm	12° / 20 cm	12° / 25 cm	12° / 30 cm
Weight (1 pair)	4 kg	8 kg	10,5 kg	12,5 kg
Max. load	300 kg	300 kg	300 kg	300 kg
Folded size (LxWxH)	40 x 37 x 5 cm	90 x 40 x 10 cm	120 x 40 x 10 cm	150 x 40 x 10 cm

## Single-folded ramps type SC

Inexpensive suitcase ramp in aluminium with anti slip surface. Hinged at the middle and carried like a suitcase. The model SC-045 is equipped with a convenient carrying bag that can be attached to the wheelchair.



SC Ramp in use




SC Ramp folded for transport

SC Ramps	SC-045	SC-060	SC-090	SC-120	SC-150	SC-180
Length	46 cm	62 cm	92 cm	122 cm	152 cm	182 cm
Width (per rail)	77 cm	77 cm	77 cm	77 cm	77 cm	77 cm
Surface width	76 cm	76 cm	76 cm	76 cm	76 cm	76 cm
Height of side protect.	3,5 cm	3,5 cm	3,5 cm	3,5 cm	3,5 cm	3,5 cm
Max. Elev. / height	12° / 10 cm	12° / 12 cm	12° / 20 cm	12° / 25 cm	12° / 30 cm	12° / 36 cm
Weight (1 pair)	4,50 kg	6,50 kg	9,00 kg	12,00 kg	15,00 kg	18,00 kg
Max. load	300 kg	300 kg	300 kg	300 kg	300 kg	300 kg
Folded size (LxWxH)	45x40x8	62x40x8	92x40x8	122x40x8	152x40x8	182x40x8

## Double-folded ramps type DF

Made from aluminium and covered with a friction surface. Consists of 2 ramps that are hinged at the middle and carried like a suitcase.



DF Ramps in use



DF Ramps folded for transport

DF-Ramps	DF-180	DF-240	DF-300
Length	180 cm	240 cm	300 cm
Width (per rail)	79 cm	79 cm	79 cm
Surface width	75 cm	75 cm	75 cm
Height of side protect.	6 cm (innen)	6 cm (innen)	6 cm (innen)
Max. Elev. / height	12° / 36 cm	12° / 50 cm	12° / 60 cm
Weight (1 pair)	16 kg	22 kg	27,2 kg
Max. load	300 kg	300 kg	300 kg
Folded size (LxWxH)	91 x 36 x 19	124 x 40 x 19	154 x 40 x 19

## Suitcase ramps type SR

Made from aluminium with a friction surface. Fourfold foldable one-piece ramp complete with carrier handle.



SR Ramp in use



SR Ramp folded for transport

SR-Ramps	SR-180	SR-240
Length	180 cm	240 cm
Width	75 cm	75 cm
Surface width	72 cm	72 cm
Height of side protect.	Outer side: 6 cm	Outer side: 6 cm
Max. Elevation / height	12° / 36 cm	12° / 48 cm
Weight	14,1 kg	18,5 kg
Max. load	300 kg	300 kg
Folded size (L x W x H)	102 x 28 x 38 cm	135 x 31 x 38 cm

## Terrace ramps type T80

Terrace ramp made of aluminium with anti-slip pattern. The height is easily adjusted by loosening a bolt on each side. The ramp is designed so that it is placed on the ground - a permanent installation is not necessary. It is mounted so that it reaches the upper level of the threshold. Since it has no side-protection it is also possible to open the door while the ramp is in use.



Terrace ramp



Height adjustment mechanism

<b>Terrace Ramps</b>	<b>T80060</b>	<b>T80075</b>	<b>T80125</b>
<i>Total length</i>	60 cm	75 cm	125 cm
<i>Width</i>	80 cm	80 cm	80 cm
<i>Max. superable height</i>	9 cm	13 cm	28 cm
<i>Total weight</i>	8,00 kg	12,00 kg	21,50 kg
<i>Max. Load</i>	225 kg	225 kg	225 kg
<i>Height adjustment</i>	5 - 9 cm	8 - 13 cm	11 - 28 cm

## Doorstep ramp type TSR

Made of aluminium with anti-slip pattern. Suitable for terraces, entrances or in the garden. It can be height adjusted very precisely



TSR Ramp with opened flap



Height adjustment

<b>TSR Ramps</b>	<b>TSR130</b>	<b>TSR140</b>
<i>Total length (with opened flap)</i>	130 cm	140 cm
<i>Width</i>	80 cm	80 cm
<i>Width of flap</i>	75 cm	75 cm
<i>Size of flap</i>	30 x 75 cm	40 x 75cm
<i>Max. superable height</i>	20 cm	20 cm
<i>Total weight</i>	14,70 kg	15,60 kg
<i>Max. load</i>	225 kg	225 kg
<i>Height adjustment of the feet</i>	15 - 22,5 cm	15 - 22,5 cm


## Carbon Ramp type CB

For mobile wheelchair ramps, weight and manageability play a very important role. Even the lightest aluminum can not always guarantee a low weight. Therefore we decided to use the lightest and most torsion-resistant material for the CB ramp series: Carbon Fiber.

Carbon fiber is extremely strong and reduces the weight by 30% compared to an aluminum ramp of the same size.

There is no better choice for an extremely light and agile wheelchair ramp.

Foto L10a



Carbon Ramp CB-082

CB Carbon Ramp	CB-082
Length	82 cm
Width (per rail)	78 cm
Max. Elev. / height	16 cm
Weight	3 kg
Max. load	350 kg
Folded size (LxW)	82 x 39 cm

# Mobilex A/S - Price list

All prices are per pcs. and in EUR.

04.2025

Leaflet L

## Aluminium wheelchair ramps (for the ramps DF..., CH-180, TM, TR-... and LR-...the prices are for a pair)

ItemNr	Description	Img.	Price
CB-082	Singlefolded CB Carbon fibre ramp, including bag for wheelchair, 78 x 82 cm	L10A	1039,50
CH-180	Channel-ramps, 23,5 cm x 180 cm, pairs	L1A	995,40
TR-150	Telescopic ramp TR 19 x 150 cm (surface width x L), one pair	L2A	346,50
TR-210	Telescopic ramp TR 19 x 210 cm (surface width x L), one pair	L2A	469,35
TR-300	Telescopic ramp TR 19 x 300 cm (surface width x L), one pair	L2A	704,55
LR-150	Telescopic LR-150 ramp, 10 cm x 150 cm, pairs, incl. carry bag	L2A	257,25
LR-210	Telescopic LR-210 ramp, 10 cm x 210 cm, pairs, incl. carry bag	L2A	358,05
TM-055	Channel ramp TM-055, 20 x 55 cm, pairs	L3A	201,60
TM-150	Telescopic ramp TM, 20 cm x 150 cm (Inside B x L), two-part, pairs	L3B	447,30
TM-210	Telescopic ramp TM, 20 cm x 210 cm (Inside B x L), two-part, pairs	L3B	548,10
TM-300	Telescopic ramp TM, 20 cm x 300 cm (Inside B x L), three-part, pairs	L3D	849,45
SF-040	Singlefolded SF ramp 71 x 40 cm, with bag	L4A	336,00
SF-090	Singlefolded SF ramp 77 x 90 cm	L4B	492,45
SF-120	Singlefolded SF ramp 77 x 120 cm	L4B	648,90
SF-150	Singlefolded SF ramp 77 x 150 cm	L4B	760,20
SC-045	Single-folded ramp - SC-ramp 77 x 45 cm, incl. bag	L5A	212,10
SC-060	Single-folded SC ramp 77 x 60 cm, inkl. bag	L5A	235,20
SC-090	Single-folded SC ramp 77 x 90 cm	L5A	268,80
SC-120	Single-folded SC ramp 77 x 120 cm	L5A	324,45
SC-150	Single-folded SC ramp 77 x 150 cm	L5A	380,10
SC-180	Single-folded SC ramp 77 x 180 cm	L5A	441,00
DF-180	Double-folded ramp 76 x 180 cm, pairs	L6A	1165,50
DF-240	Double-folded ramp 76 x 240 cm, pairs	L6A	1669,50
DF-300	Doublefolded ramp 76 x 300 cm, pairs	L6A	1911,00
SR-180	Suitcase ramp SR-180, 75 x 180 cm	L7A	693,00
SR-240	Suitcase ramp SR-240, 75 x 240 cm	L7A	798,00
TSR130	Terrace ramp 80 x 100 cm with hinged part 30 cm	L8A	1071,00
TSR140	Terrace ramp 80 x 100 cm with hinged part 40 cm	L8A	1239,00
T80060	Terrace ramp T80060, 80 x 60 cm	L9A	492,45
T80075	Terrace ramp, T80075, 80 x 75 cm	L9A	536,55
T80125	Terrace ramp T80125, 80 x 125 cm	L9A	827,40

## Accessories for aluminium wheelchair ramps

ItemNr	Description	Price
SB-060	Bag for SC-060 ramp	16,80
TB-150	Bag for TR-150 ramp	27,83
TB-210	Bag for TR-210 ramp	31,50
TB-300	Bag for TR-300 ramp	40,43
TK-060	Side for T80060 ramp	18,38
TK-125	Side for T80125 ramp	35,00
SC-001	Black Double Sided 3M Foam Tape, 350 x 50 x mm, for the support surface of all aluminium ramps	3,42



**Spare parts for aluminium ramps**

ItemNr	Description	Price
TR-003	1 set (8 pcs.) of black plastic endprotectors for TR-ramps	8,93
LR-001	1 set (4 pcs.) of black plastic endprotectors for LR-ramps	5,00
TR-004	Stop button for TR-ramps, black plastic with spring and brass bushing	8,93
TR-005	Handle for TR-ramps incl. rivets	22,58
TR150F	Friction paper for TR-150 ramp, pairs	33,60
TR210F	Friction paper for TR-210 ramp, pairs	44,63
TR300F	Friction paper for TR-300 ramp, pairs	55,65

TM-001	Lock for TM-ramps	11,03
TM-002	Lock for hinged part of TM-300 ramps	12,08
TM-003	Carrying handle for TM ramp	15,75
TM-004	End bracket for TM ramp black plastic set of 4 pcs	24,68

SF9982	Friktionpaper for SF-090 ramp ( set of 2 sheet)	55,65
SF9983	Friktionpaper for SF-120 ramp ( set of 2 sheet)	67,20
SF9984	Friktion paper for SF-150 ramp ( set of 2 sheet)	78,75
SF9991	Rubberhinge L = 740 mm for ramp SF-090 - 76 x 90 cm	13,13
SF9992	Rubberhinge L = 1040 mm for ramp SF-120 - 76 x 120 cm	16,28
SF9993	Rubberhinge L = 1340 mm for ramp SF-150 - 76 x 150 cm	20,48
SF9997	Rubber lock 115 x 25 mm for SF-ramps	5,25
SF9996	Rubber antislip support 85 x 345 mm for SF/DF ramps	5,78
SF9998	Plastic handle for SF/DF ramps - new model	10,24

SC-009	Hinge for SC-ramps	12,08
--------	--------------------	-------

DF9981	Friktionpaper for DF-180 ramp ( set of 4 sheet)	100,80
DF9982	Friktionpaper for DF-240 ramp ( set of 6 sheet)	134,40
DF9983	Friktionpaper for DF-300 ramp ( set of 6 sheet)	168,00
DF9971	Left, lower part of DF-240 ramp	279,30
DF9972	Right, lower part of DF-240 ramp	279,30
DF9973	Left, lower part of DF-300 ramp	469,35
DF9974	Right, lower part of DF-300 ramp	469,35
DF9975	Left, lower part of DF-180 ramp	358,05
DF9976	Right, lower part of DF-180 ramp	358,05
DF9985	Left, upper part of DF-240 ramp	358,05
DF9986	Right, upper part of DF-240 ramp	358,05
DF9987	Left, upper part of DF-300 ramp	492,45
DF9988	Right, upper part of DF-300 ramp	492,45
DF9989	Left, upper part of DF-180 ramp	290,85
DF9990	Right, upper part of DF-180 ramp	290,85
DF9991	Spring for connecting DF-ramps (until 2010)	11,03
DF9992	Locking device for DF-180 ramps	69,30
DF9993	Locking device for DF-240 / DF-300 ramps	60,90
DF9997	Plastic plug for ramp, right side (model SF-DF-CH)	2,37
DF9998	Plastic plug for ramp profil, left side (model SF-DF-CH)	2,37


SR-501	Aluminium handle for SR-ramp	16,80
SR-502	Plastic end-capsules for SR-ramps	4,47
SR-505	Frictionpaper for SR-180 ramp, set with 4 pcs	53,55
SR-506	Frictionpaper for SR-240 ramp, set with 4 pcs	75,60

TSR501	Leg for TSR-ramp, for height 13-20 cm	67,20
TSR502	Leg for TSR-ramps, for height 16-22.5 cm	67,20



# TRESHOLD RAMPS

## THRESHOLD RAMPS



### Leaflet LZ

Threshold ramps made of rubber  
or aluminium, door rails

## Doorstep ramps made of rubber

Rubber ramps with non-slip surface for example for use in bathrooms or outdoors. The ramps are made of rubber (TPE), they are PVC free and have an adhesive backing, but are also available without adhesive film. After removing the protective film, the ramp is ready for assembly right away. The ramps can easily be customized in width with a cutter or with the jigsaw blade (LX4) available as an accessory.




Foto LX1

The ramps are available in the following sizes:

4, 6, 8, 10, 12, 16, 20, 24, 28, 32, 36, 40, 44, 48, 52, 56, 60, 64, 68 and 72 mm



Foto LX1a

Function of the rubber ramp



Foto LX1b

Rubber ramp in detail



## Accessories for rubber ramps



Foto LX4

Jigsaw blade to cut the rubber ramps



Foto LX5

Double adhesive tape, 50 meters



Foto LX6

Double adhesive tape, 50 meters



Foto LX7

Fixating set for rubber ramps

## Doorstep ramps and door rails made of aluminium

The **DS4076** and **DS4025** are folding threshold ramps made of aluminium with an anti-slip surface. The ramps have 2 milled handles and are equipped with a longitudinally running hinge for folding.



DS4076 folding threshold ramp made from aluminium



DS4025 threshold ramp, set of 2 hinged parts including a carrying bag

Technical data	DS4076	DS4025
Dimensions (L x W)	40 cm x 76 cm	40 cm x 25 cm (x 2)
Weight	3,3 kg	2 kg (as pair)
Max. Load	350 kg	350 kg

The **DS2176** is a mobile height adjustable threshold ramp in aluminium with an anti-slip surface. The 3 supplied feet are adjustable from 3 to 7 cm.



DS2176 threshold ramp made from aluminium



Feets for the height adjustment of the DS2176 ramp

Technical data	DS2176
Dimensions (L x W)	21 x 76 cm
Weight	1,55 kg
Max. Load	350 kg

## Door rails made of aluminium

Made from champagne or silver anodized aluminium.

Door rails can be fitted to close the gap when the doorstep is removed.

Available in 3 sizes : 125 mm, 150 mm, 175 mm.



Door rail made from anodized aluminium

## Rubber ramps without glue, L=700 mm

ItemNr	Description (H x L x W)	Img.	PU *	Price
30652M	Rubber ramp, grey, without glue, 52 x 300 x 700 mm	LX1	2	126,00
30656M	Rubber ramp, grey, without glue, 56 x 300 x 700 mm	LX1	2	132,57
30660M	Rubber ramp, grey, without glue, 60 x 300 x 700 mm	LX1	2	161,44
30664M	Rubber ramp, grey, without glue, 64 x 300 x 700 mm	LX1	2	173,25
30668M	Rubber ramp, grey, without glue, 68 x 300 x 700 mm	LX1	2	194,25
30672M	Rubber ramp, grey, without glue, 72 x 300 x 700 mm	LX1	2	207,38

## Rubber ramps with glue, L=700 mm

ItemNr	Description (H x L x W)	Img.	PU *	Price
30610L	Rubber ramp, grey, with glue, 10 x 100 x 700 mm	LX1	10	23,63
30612L	Rubber ramp, grey, with glue, 12 x 120 x 700 mm	LX1	10	26,78
30616L	Rubber ramp, grey, with glue, 16 x 150 x 700 mm	LX1	10	32,55
30620L	Rubber ramp, grey, with glue, 20 x 150 x 700 mm	LX1	10	46,73
30624L	Rubber ramp, grey, with glue, 24 x 150 x 700 mm	LX1	10	57,75
30628L	Rubber ramp, grey, with glue, 28 x 200 x 700 mm	LX1	5	75,60
30632L	Rubber ramp, grey, with glue, 32 x 200 x 700 mm	LX1	5	78,75
30636L	Rubber ramp, grey, with glue, 36 x 200 x 700 mm	LX1	5	85,05
30640L	Rubber ramp, grey, with glue, 40 x 250 x 700 mm	LX1	5	93,45
30644L	Rubber ramp, grey, with glue, 44 x 250 x 700 mm	LX1	5	102,90
30648L	Rubber ramp, grey, with glue, 48 x 250 x 700 mm	LX1	5	112,35

## Rubber ramps with glue, L=900 mm

ItemNr	Description (H x L x W)	Img.	PU *	Price
306040	Rubber ramp, grey, with glue, 4 x 40 x 900 mm	LX1	10	6,83
306060	Rubber ramp, grey, with glue, 6 x 60 x 900 mm	LX1	10	19,95
306080	Rubber ramp, grey, with glue, 8 x 80 x 900 mm	LX1	10	22,58
306100	Rubber ramp, grey, with glue, 10 x 100 x 900 mm	LX1	10	30,45
306120	Rubber ramp, grey, with glue, 12 x 120 x 900 mm	LX1	10	33,60
306160	Rubber ramp, grey, with glue, 16 x 150 x 900 mm	LX1	10	40,43
306200	Rubber ramp, grey, with glue, 20 x 150 x 900 mm	LX1	10	57,75
306240	Rubber ramp, grey, with glue, 24 x 150 x 900 mm	LX1	10	72,45
306280	Rubber ramp, grey, with glue, 28 x 200 x 900 mm	LX1	5	93,45
306320	Rubber ramp, grey, with glue, 32 x 200 x 900 mm	LX1	5	98,70
306360	Rubber ramp, grey, with glue, 36 x 200 x 900 mm	LX1	5	107,10
306400	Rubber ramp, grey, with glue, 40 x 250 x 900 mm	LX1	5	116,55
306440	Rubber ramp, grey, with glue, 44 x 250 x 900 mm	LX1	5	124,95
306480	Rubber ramp, grey, with glue, 48 x 250 x 900 mm	LX1	5	132,30
306520	Rubber ramp, grey, with glue, 52 x 300 x 900 mm	LX1	2	170,10
306560	Rubber ramp, grey, with glue, 56 x 300 x 900 mm	LX1	2	196,35
306600	Rubber ramp, grey, with glue, 60 x 300 x 900 mm	LX1	2	221,55
306640	Rubber ramp, grey, with glue, 64 x 350 x 900 mm	LX1	2	246,75
306680	Rubber ramp, grey, with glue, 68 x 350 x 900 mm	LX1	2	271,95
306720	Rubber ramp, grey, with glue, 72 x 350 x 900 mm	LX1	2	297,15

\* PU = Packaging unit (the items are also available individually)



**Rubber ramps without glue, L=900 mm**

ItemNr	Description (H x L x W)	Img.	PU *	Price
306041	Rubber ramp, grey, without glue, 4 x 40 x 900 mm	LX1	10	5,52
306061	Rubber ramp, grey, without glue, 6 x 60 x 900 mm	LX1	10	16,80
306081	Rubber ramp, grey, without glue, 8 x 80 x 900 mm	LX1	10	17,85
306101	Rubber ramp, grey, without glue, 10 x 100 x 900 mm	LX1	10	24,68
306121	Rubber ramp, grey, without glue, 12 x 120 x 900 mm	LX1	10	27,83
306161	Rubber ramp, grey, without glue, 16 x 150 x 900 mm	LX1	10	33,60
306201	Rubber ramp, grey, without glue, 20 x 150 x 900 mm	LX1	10	49,35
306241	Rubber ramp, grey, without glue, 24 x 150 x 900 mm	LX1	10	63,00
306281	Rubber ramp, grey, without glue, 28 x 200 x 900 mm	LX1	5	82,95
306321	Rubber ramp, grey, without glue, 32 x 200 x 900 mm	LX1	5	87,15
306361	Rubber ramp, grey, without glue, 36 x 200 x 900 mm	LX1	5	96,60
306401	Rubber ramp, grey, without glue, 40 x 250 x 900 mm	LX1	5	109,20
306441	Rubber ramp, grey, without glue, 44 x 250 x 900 mm	LX1	5	118,65
306481	Rubber ramp, grey, without glue, 48 x 250 x 900 mm	LX1	5	124,95
306521	Rubber ramp, grey, without glue, 52 x 300 x 900 mm	LX1	2	162,75
306561	Rubber ramp, grey, without glue, 56 x 300 x 900 mm	LX1	2	187,95
306601	Rubber ramp, grey, without glue, 60 x 300 x 900 mm	LX1	2	210,00
306641	Rubber ramp, grey, without glue, 64 x 350 x 900 mm	LX1	2	232,05
306681	Rubber ramp, grey, without glue, 68 x 350 x 900 mm	LX1	2	254,10
306721	Rubber ramp, grey, without glue, 72 x 350 x 900 mm	LX1	2	276,15

**Rubber ramps with glue, L=1000 mm**

ItemNr	Description (H x L x W)	Img.	PU *	Price
306042	Rubber ramp, grey, with glue, 4 x 40 x 1000 mm	LX1	10	7,88
306062	Rubber ramp, grey, with glue, 6 x 60 x 1000 mm	LX1	10	22,58
306082	Rubber ramp, grey, with glue, 8 x 80 x 1000 mm	LX1	10	25,73
306102	Rubber ramp, grey, with glue, 10 x 100 x 1000 mm	LX1	10	33,60
306122	Rubber ramp, grey, with glue, 12 x 120 x 1000 mm	LX1	10	37,80
306162	Rubber ramp, grey, with glue, 16 x 150 x 1000 mm	LX1	10	48,30
306202	Rubber ramp, grey, with glue, 20 x 150 x 1000 mm	LX1	10	69,30
306242	Rubber ramp, grey, with glue, 24 x 150 x 1000 mm	LX1	10	84,00
306283	Rubber ramp, grey, with glue, 28 x 200 x 1000 mm	LX1	5	105,00

**Rubber ramps without glue, L=1000 mm**

ItemNr	Description (H x L x W)	Img.	PU *	Price
306282	Rubber ramp, grey, without glue, 28 x 200 x 1000 mm	LX1	5	91,35
306322	Rubber ramp, grey, without glue, 32 x 200 x 1000 mm	LX1	5	96,60
306362	Rubber ramp, grey, without glue, 36 x 200 x 1000 mm	LX1	5	102,90
306402	Rubber ramp, grey, without glue, 40 x 250 x 1000 mm	LX1	5	116,55
306442	Rubber ramp, grey, without glue, 44 x 250 x 1000 mm	LX1	5	124,95
306482	Rubber ramp, grey, without glue, 48 x 250 x 1000 mm	LX1	5	130,20
306522	Rubber ramp, grey, without glue, 52 x 300 x 1000 mm	LX1	2	174,30
306562	Rubber ramp, grey, without glue, 56 x 300 x 1000 mm	LX1	2	199,50
306602	Rubber ramp, grey, without glue, 60 x 300 x 1000 mm	LX1	2	221,55
306642	Rubber ramp, grey, without glue, 64 x 350 x 1000 mm	LX1	2	243,60
306682	Rubber ramp, grey, without glue, 68 x 350 x 1000 mm	LX1	2	265,65
306722	Rubber ramp, grey, without glue, 72 x 350 x 1000 mm	LX1	2	287,70

**Accessories for rubber ramps**

ItemNr	Description (H x L x W)	Img.	PU *	Price
306904	Jigsaw blade for Rubber ramp	LX4	1	18,90
306911	Double adhesive tape, width 20 mm, length 50 meter	LX5	1	27,83
306912	Double adhesive tape, width 35 mm, length 50 meter	LX5	1	39,38
306905	Degreaser for removal of glue 1/2 L	LX6	1	37,80
306910	Mounting set for Rubber ramp zinc plated, 28-72 mm height	LX7	1	11,03

\* PU = Packaging unit (the items are also available individually)

# Mobilex A/S - Price list

All prices are per pcs. and in EUR.

04.2025

Leaflet LX

## Aluminium threshold ramps

ItemNr	Description (H x L x W)	Img.	PU *	Price
DS4025	Doorstep ramp 1-5 x 40 x 25 cm (H x D x L), 2 psc foldable	LX8B	1	134,40
DS4076	Doorstep ramp 2-5 x 40 x 76 cm (H x D x L), foldable	LX8A	1	151,20
DS2176	Doorstep ramp 3-7 x 21 x 76 cm (H x B x L)	LX9	1	100,80

## Aluminium door rails, champagne or silver anodised

ItemNr	Description (H x L x W)	Img.	PU *	Price
307125	Doorrail, 3 x 125 x 900 mm, champagne anodised	LX10	1	40,43
307150	Doorrail, 3 x 150 x 900 mm, champagne anodised	LX10	1	49,35
307175	Doorrail, 3,5 x 175 x 900 mm, champagne anodised	LX10	1	57,75

308100	Doorrail, 3 x 100 x 1000 mm, silver anodised	LX10	1	37,80
308125	Doorrail, 3 x 125 x 1000 mm, silver anodised	LX10	1	44,63
308150	Doorrail, 3 x 150 x 1000 mm, silver anodised	LX10	1	53,55
308175	Doorrail, 3 x 175 x 1000 mm, silver anodised	LX10	1	60,90
308200	Doorrail, 3 x 200 x 1000 mm, silver anodised	LX10	1	69,30

\* PU = Packaging unit (the items are also available individually)

# THERAPY TABLE



## Leaflet M

Therapy tables for wheelchairs

## Universal therapy table made of transparent PETG

Therapy table that is made from 6 mm transparent, impact resistant PETG, with 3 side protectors, and adjustable up to 9 cm in the width. To be fitted on the armrest upholstery. Adjustable from 28 to 58 mm polstering height, for thinner armrests adapters are available. The adapter can also adjust the width of the wheelchair (max. 9 cm).



Universal therapy table



XL Therapy table



Detail

Available for 3 widths (external distance between the armrests):

- ✓ 460 - 550 mm (seat width of approx. 36-45 cm)
- ✓ 530 - 620 mm (seat width of approx. 43-52 cm)
- ✓ 600 - 690 mm (seat width of approx. 50-59 cm)

## Universal half-side therapy table made of transparent PETG

Half-side therapy table made of 8 mm transparent impact resistant PETG. To be fitted on the armrest upholstery. Adjustable from 28 to 58 mm upholstery height, for thinner armrests adapters are available. The adapter can also adjust the width of the wheelchair (max. 9 cm).



Half-side therapy table in use



Half-side therapy table not in use

## Universal therapy table with Velcro stripes

Universal therapy table that is made from 4 mm transparent and impact resistant PETG with 3 side railings. It is fixed to the armrests of the wheelchair with 2 Velcro stripes.



Therapy table with Velcro stripes



Velcro stripe

Available for 3 widths (external distance between the armrests):

- ✓ 505 - 549 mm (seat width of approx. 40 cm)
- ✓ 555 - 549 mm (seat width of approx. 45 cm)
- ✓ 605 - 549 mm (seat width of approx. 50 cm)

## Universal mounting system for fold-down therapy tables

Universal mounting system made of chrome-plated steel for fold-down therapy tables. The system is supplied without table top and consists of the bracket and the armrest fitting, which are supplied separately. For a complete system, both parts must be ordered.



Bracket for fold-down therapy tables



Armrest fitting for fold-down therapy tables

## Therapy tables

ItemNr	Description	for ca. SW	Img.	Price
240002	Universal height- and width adjustable therapy table, 46-55 cm	36 – 45 cm	M1A	115,00
240003	Universal height- and width adjustable therapy table, 53-62 cm	43 – 52 cm	M1A	109,20
240004	Universal height- and width adjustable therapy table, 60-69 cm	50 – 59 cm	M1B	160,00

240061	Halfside table, left side	--	M1D	132,30
240062	Halfside table, right side	--	M1D	132,30

240081	Therapy table 505 x 549 x 4 mm, with Velcro, for SW 40 cm	40,0 cm	M3A	105,00
240083	Therapy table 555 x 549 x 4 mm, with Velcro, for SW 45 cm	45,0 cm	M3A	107,10
240086	Therapy table 605 x 549 x 4 mm, with Velcro, for SW 50 cm	50,0 cm	M3A	203,70

## Spare parts for therapy tables

ItemNr	Description	Img.	Price
240007	Chrome-plated steel armrest fitting for fold-down therapy tables	M2D	31,50
240008	Bracket made of chrome-plated steel for folding therapy tables	M2C	91,88

240009	Rails for therapy table incl. bolt and bushings	M1B	51,45
240010	Bolt for therapy table M6 x 50 mm	M1B	6,83
240011	Handle for therapy table M6 x 35 mm	M1B	6,83

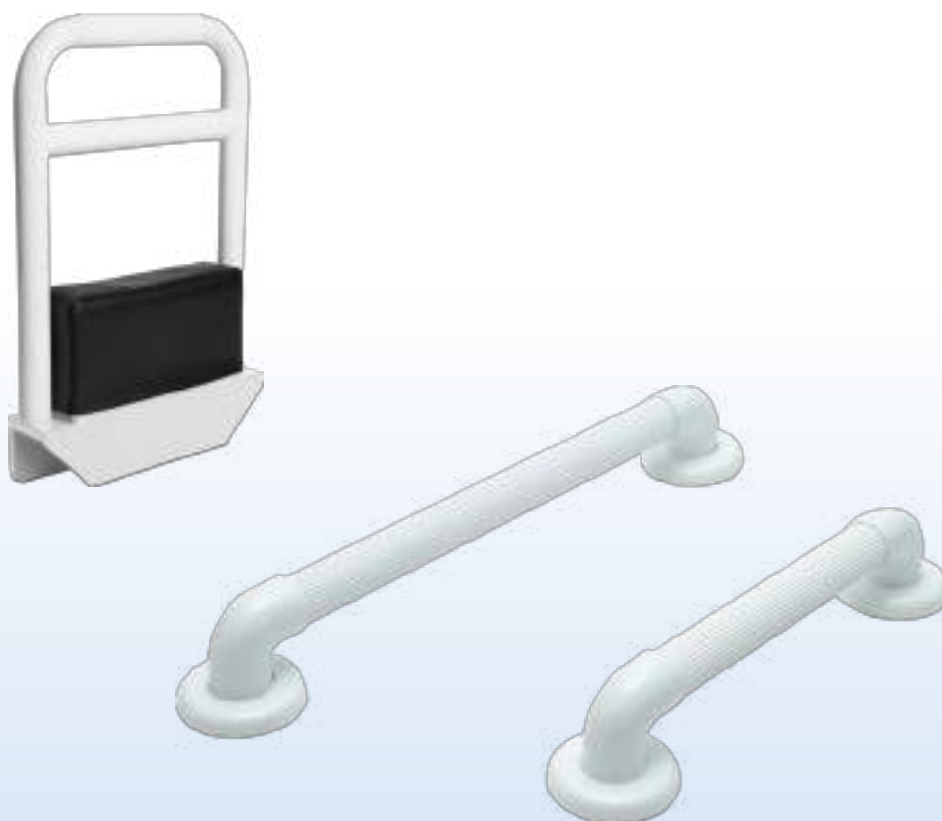
240091	Plate in PETG 612 x 515 mm for 240002	M1A	89,25
240092	Plate in PETG 680 x 545 mm for 240003	M1A	96,60
240093	Plate in PETG 770 x 515 mm for 240004	M1A	134,40

240069	Distance plate 220 x 28 x10 mm (L x W x H) for halfsite wheelchair table	M2A	11,03
--------	--	-----	-------

240015	Velcro strap for wheelchair tables	M3B	2,37
--------	------------------------------------	-----	------



# GRAB BARS



## Leaflet N

Grab bars and support handles made of ABS or steel

## Grab bars made of white PVC with longitudinally grooved grip surface



Grab bar with ribbed surface



Plastic connection joints and tube

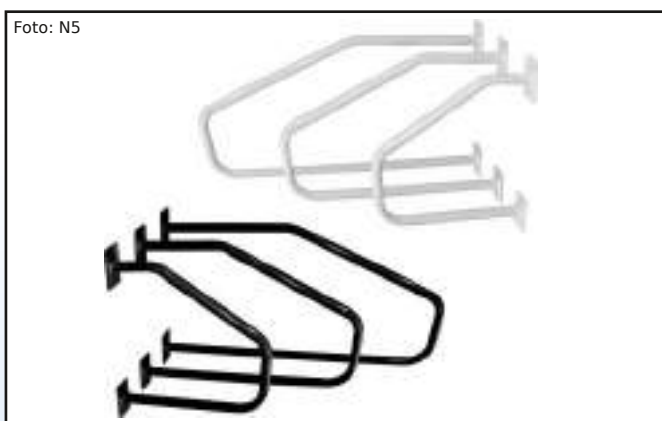
The grab bars have a diameter of 36 mm and fit very well in the hand. They are easy to clean. Special end and extension pieces for mounting in angles and corners (picture N2) are available. The straight PVC grab bars are available in the following lengths: 30 cm, 45 cm and 60 cm. The max. load capacity is 120 kg depending on the type of wall.

## Grab bars from steel



Grab bars from steel coated with white Rilsan®


The steel grab bars are coated with white Rilsan® and are available in lengths of 16, 25, 30, 40, 50, 60, 75 or 90 cm. The grab bars all have a diameter of 25 mm, but the 16 cm bar has a diameter of 20 mm. The max. load is up to 150 kg depending on the type of wall.



Support handles from steel

The support handles are made of a white or black powder-coated steel tube with a diameter of 25 mm. The support handles provide additional balance support and can be used indoors and outdoors (e.g. on the wall next to the toilet or as a handrail on the front door). Length: 40 cm, 60 cm or 80 cm.

## Folding support rail for the bathroom



Foldable support rail for wall mounting

The folding support rail made of white coated steel ensures safety and comfort for disabled persons during their daily activities in the toilet or bathroom.

Length: 55 cm or 76 cm  
Handrail's diameter: 3,2 cm  
Max. user weight: 120 kg

## Universal bed support



Bed support

The universal bed support handle made of powder coated steel is an aid for getting up and for relocating, which is clamped to the bed side wall.

The handle is suitable for bed side walls with a thickness of 20-50 mm.

Handle height: 330 mm

Handle width: 195 mm

Weight: 4.7 kg

## Bed support handle for the bed frame



Bed support handle with robust base



The support handle folded

Bed support handles are the solution for anyone who has difficulty getting in and out of bed on their own. Made of aluminium with a robust base, it is simply placed on the bed frame and secured with 2 straps.

This way it stays securely in place without slipping. The ergonomically shaped handle offers maximum safety when getting up. The bed support handle is mounted and ready for use in no time at all.

Handle length (height): 547 mm

Weight: 3.3 kg

**Grab bars and support handles**

ItemNr	Description	Img.	Price
311230	Plastic grab bar, white, rilled, 30 cm	N1	9,98
311245	Plastic grab bar, white, rilled, 45 cm	N1	12,08
311260	Plastic grab bar, white, rilled, 60 cm	N1	15,23
311291	Endpiece for plastic grab bars	N2E	3,42
311292	Tube, grooved, 100 cm for handles	N2D	14,18
311293	Endpiece for plastic grab bars, 90 degrees corner	N2B	3,42
311294	Endpiece for plastic grab bars, through going	N2C	3,42
311295	Endpiece for plastic grab bars, vertical angle	N2A	3,42
311316	Grab bar, white, 16 cm	N3	14,70
311325	Grab bar, white, 25 cm	N3	17,85
311330	Grab bar, white, 30 cm	N3	18,90
311340	Grab bar, white, 40 cm	N3	22,58
311350	Grab bar, white, 50 cm	N3	24,68
311360	Grab bar, white, 60 cm	N3	26,78
311375	Grab bar, white, 75 cm	N3	33,60
311390	Grab bar, white, 90 cm	N3	42,53
311335	Grab bar, black powder coated, 30 cm	N3	17,85
311440	Support rail 40 cm., black powder coated, with 4 holes	N5	43,58
311460	Support rail 60 cm., black powder coated, with 4 holes	N5	46,73
311480	Support rail 80 cm., black powder coated, with 4 holes	N5	50,40
311540	Support rail 40 cm, white powder coated, with 4 holes	N5	43,58
311560	Support rail 60 cm., white powder coated, with 4 holes	N5	46,73
311580	Support rail 80 cm., white powder coated, with 4 holes	N5	50,40
311655	Wall mounted folding support rail, white, 55 cm., with 6 holes for mounting	N6	57,75
311676	Wall mounted folding support rail, white, 76 cm., with 6 holes for mounting	N6	65,10
311805	Bed support handle to clamp on	N4	207,90
311815	Bed lever, for the bed frame	N7A	98,70
311806	Distance blocks for bedholder	N5	21,00
311807	Fabric cover for bed support	N5	9,98
311097	Mounting kit (4 screws 8 x 80 mm with white caps, 4 dowels, 4 washers)	N3	9,19
311099	Mounting kit (4 screws 8 x 80 mm with black caps, 4 dowels, 4 washers)	N3	9,19
311098	Mounting kit (6 screws 8 x 80 mm with white caps, 6 dowels, 6 washers)	N3	13,65
311497	Mounting plate black 150 x 100 x 8 mm with 2 pcs. m8 thread holes and 6 pcs. ø9 holes	N3	19,95
311597	Mounting plate white 150 x 100 x 8 mm with 2 pcs. m8 thread holes and 6 pcs. ø9 holes	N3	19,95

# BATHING PRODUCTS



## Leaflet OX

Bathing products: Shower stools, shower chairs,  
bathtub seats and bath boards

# AQUA

## ALUMINIUM SHOWER STOOL

1

The optional backrest, like the seat, is made of soft PUR and can be easily adjusted in depth.

2

Comes standard with a soft PUR seat that provides extra pressure relief and comfort.

3

During the development of the armrests, the focus was placed on ergonomics to make it easier to stand up.

4

The legs can be easily adjusted in height with clips and without tools. The pin of the clips is made of stainless steel.

5

Despite its high load-bearing capacity, the shower stool has a low dead weight and can be stacked easily

6

The welded aluminium construction provides a lightweight and stable frame for safe use.





## AQUA shower stool of aluminium



Shower stool, grey, with soft PU seat

Shower stool in aluminium with soft seat in grey PUR, seat height adjustable. Also available in white aluminium, with grey soft PUR seat. Available as accessory: soft backrest that can be mounted without tools.



Optional back for shower stool

A backrest with a soft grey back is available as an accessory for the shower stool. The backrest is attached to the stool by means of clips. Available in the frame colours white or grey.

<b>AQUA Shower chair</b>	<b>Small (302070+71)</b>	<b>Standard (302072+73)</b>	<b>Large (302078+79)</b>	<b>XL (30207X)</b>
<i>Size (W x D x H)</i>	51,5 x 53,5 x 41,7-58,5 cm	56,5 x 53,5 x 41,7-58,5 cm	62,5 x 53,5 x 41,7-58,5 cm	68,5 x 53,5 x 41,7-58,5 cm
<i>Seat size (W x D)</i>	40,7 x 33,5 cm	45,2 x 33,5 cm	50 x 33,5 cm	50 x 33,5 cm
<i>Inner width</i>	42 cm	47 cm	52 cm	57 cm
<i>Seat height</i>	41,7 - 58,5 cm	41,7 - 58,5 cm	41,7 - 58,5 cm	41,7 - 58,5 cm
<i>Armrest height</i>	60,4 - 77,1 cm	60,4 - 77,1 cm	60,4 - 77,1 cm	60,4 - 77,1 cm
<i>Weight</i>	2,7 kg	2,9 kg	3,3 kg	3,86
<i>Max. user weight</i>	150 kg	150 kg	200 kg	250 kg

## Free-standing support for the WC



Free-standing support for the WC or bidet

The free-standing and height-adjustable support is intended as an aid for people who need support when sitting or standing up from the WC or bidet.

The frame is made of aluminium and is corrosion-resistant. The support can be adjusted in width and height to fit most toilets and requires no installation or tools and is easy to adjust using clips.

<b>Dimensions</b>	<b>302090</b>
<i>Size (W x D x H)</i>	46-52 x 53-61 x 61-78 cm
<i>Inner width</i>	44 - 49 cm
<i>Armrest height</i>	61,6 - 78,6 cm
<i>Weight</i>	1,88 kg
<i>Max. user weight</i>	150 kg

## Bathtub seat

Foto: OX10



Bathtub seat, grey with soft PU seat

Bathtub seat with hygiene cut-away. Silver-coloured aluminium frame. Seat and backrest (optional) of soft grey PU. The optional backrest is fixed with clips and is easily removable.

## Swivel bather

Foto: OX11



Swivel bather, grey with soft PU seat

Swivel bather with hygiene cut-away. Silver-coloured aluminium frame. Seat and backrest are made of soft grey PU. The backrest and the armrests are fixed with clips and are easily removable.

Bathtub seats	Fixed	Swivel bather
Dimensions W x D x H	76-91 x 42 x 23 cm	71 x 54 x 57 cm
Seat size D x D	41 x 34 cm with cut-away	
Heights	Armrests: 20 cm - Backrest: 38 cm	
For bathtubs	57 to 66 cm (inner width)	
Weight	2,6 kg	4,88 kg
Max. load	150 kg	130 kg

## Foldable shower chair

Foto: OX1



Foldable shower chair

The frame is made of white coloured aluminium and the chair has an ergonomic seat with cutaway for better personal hygiene.

## Foldable shower chair with WC

Foto: OX2



Foldable shower chair with WC

The frame is made of white coloured aluminium and the chair has a removable toilet bucket with lid and carrying handle.

## Wall mounted shower chair

Foto: OX5



Wall mounted shower chair

Wall mounted shower chair with cut-away for better personal hygiene.

Technical Data	Foldable shower-chair	Foldable shower-chair with WC	Wall mounted shower-chair
Total size (WxDxH)	55,5 x 51 x 80-90 cm	55,5 x 51 x 80-90 cm	44 x 54,5 x 43,5-51 cm
Folded size (WxDxH)	55,5 x 17 x 80 cm	55,5 x 17 x 80 cm	44 x 11 x 45 cm
Height adjustable	80 - 90 cm	80 - 90 cm	43,5 - 51 cm
Seat-height adjust.	46 - 56 cm	46 - 56 cm	43,5 - 51 cm
Weight	4,05 kg	4,85 kg	3,5 kg
Max. load	100 kg	100 kg	100 kg


### Round shower chair



Round shower chair with fixed seat (A) or swivel seat (B)

Aluminium shower chair with round fixed seat (a) or with an additional swivel seat (B). Both chairs are adjustable in height.

### Triangular shower chair



Triangular shower chair with soft seat cushion as accessory

Aluminium shower chair with triangular white plastic seat (A), adjustable in height. A soft seat cushion is available optionally (B).

### Budget shower chair



Budget shower chair

Budget shower chair with aluminium frame and a white plastic seat with 2 lateral handles. The shower chair is adjustable in height.

Shower stool	Round			Triangular	
	302064	302063	302066	302067	302069
Seat size / swivel	ø 33 cm / ---		ø 33,0 / 29,6 cm	43,0 x 44,0 cm	33,0 x 35,0 cm
Height adjustable	35,5 - 53,5 cm		34,7 - 52,5 cm	47,0 - 64,6 cm	45,5 - 55,5 cm
Weight	1,5 kg		1,62 kg	2,62 kg	2,15 kg
Max. load	130 kg		130 kg	150 kg	120 kg

### Sliding bathtub seat



Sliding bathtub seat

The Mobilex sliding bathtub seat has a frame made of aluminium. The seat, the back and the soap holder are made of white plastic.

A red handle is attached on the seat, which, like the soap holder can be attached to the left or right side of the sliding seat.

The seat is height adjustable and mounted on roller bearings so when using the handle it can be pushed slightly above the bathtub wall.

Technical data	Sliding bathtub seat
Width	107 - 111 cm
Depth	49 - 53 cm
Total height	89,6 - 99,5 cm
Seat dimensions (L x D)	50 x 39,5 cm
For bathtubs with	max. height of the tub wall 45,5 - 55,5 cm
Weight	6,5 kg
Max. load	130 kg

## Toilet chair with toilet bucket, white with grey PU seat/back

This versatile toilet chair makes everyday life easier and can be used as a toilet chair, toilet seat raiser or shower chair.

It is made of lightweight material and has a removable, soft PU seat and backrest for extra comfort.

The folding armrests make it easier to sit down and stand up. The chair legs can be easily adjusted in height without tools.

The chair comes with a practical toilet bucket with lid, a small side tray and a toilet roll holder, which can be attached to either side.

**NEW**

Foto: OX13a



Toilechair with toilet bucket Item nr. 302013

Foto: OX13b



Toilechair with toilet bucket Item nr. 302013 (frontview)

Technical Data	Toilet chair with toilet bucket 302013
Total size (LxWxH)	51,6-58,7 x 64,5-67,5 x 72-92 cm
Folded size (LxWxH)	51,5 x 64,5 x 72 cm
Width between armrests	44 cm
Height adjustable	72-92 cm
Seat height adjustable	44,5 - 64,5 cm
Weight	7,0 kg
Max. load	150 kg

## Bath boards

The bath boards are made of injection moulded and recyclable white plastic. They enable the user to sit comfortably on the bathtub. A smooth surface makes cleaning easier.

The bath boards are easy to assemble. The easily adjustable, robust safety plugs secures the board on the inside of the tub. The handle is easy to grip and increases safety

Foto: OX7a



Bath board item nr. 302030

Foto: OX7b



Bath board item nr. 302031

Foto: OX7c



Bath board item nr. 302034

Foto: OX7d



Replacement handle, available in red or blue

Technical data	302030	302031	302034
Outer dimensions (L x W x H)	71 x 32 x 19 cm	70 x 35 x 17 cm	76 x 35 x 18 cm
For bathtubs with inner width	from 41 to 64 cm	from 41 to 64 cm	from 41 to 64 cm
Weight	2,7 kg	2,5 kg	2,35 kg
Max. load	200 kg	150 kg	150 kg

# Mobilex A/S - Price list

All prices are per pcs. and in EUR.

04.2025

Leaflet OX

## Bathing products

ItemNr	Description	PU *	Img.	Price
302070	Shower stool, white, with grey PU seat, SW 42 cm	3 St.	OX8	134,40
302071	Shower stool, silver, with grey PU seat, SW 42 cm	3 St.	OX8	134,40
302072	Shower stool, white, with grey PU seat, SW 47 cm	3 St.	OX8	142,80
302073	Shower stool, silver, with grey PU seat, SW 47 cm	3 St.	OX8	142,80
302078	Shower stool, white, with grey PU seat, SW 52 cm	2 St.	OX8	187,95
302079	Shower stool, silver, with grey PU seat, SW 52 cm	2 St.	OX8	187,95
30207X	Shower stool, white, with grey PU seat, SW 57 cm	2 St.	OX8	235,20

302090	Self-standing support rail, height adjustable	2 St.	OX20	78,75
--------	---	-------	------	-------

302012	Bathtub seat - grey with PU seat	2 St.	OX10B	140,70
302013	Toilet chair with toilet bucket, white with grey PU seat/back	2 St.		271,95
302022	Swivel bather - grey with PU seat	2 St.	OX11A	253,05

302010	Foldable shower chair - white	2 St.	OX1	184,80
302011	Foldable commode chair - white, with lid and bucket	2 St.	OX2	212,10
302040	Wall mounted shower chair	2 St.	OX5	178,50

302064	Round shower stool, aluminium, silver with white ø33 cm seat	2 St.	OX3A	46,73
302063	Round shower stool, aluminium, silver with white ø33 cm seat (flat pack)	2 St.	OX3A	45,68
302066	Shower stool, aluminium, silver with white ø33 cm swivel seat	2 St.	OX3B	63,00

302067	Triangular shower stool, silver with white seat, 42 x 45 cm	2 St.	OX4A	65,10
302069	Triangular shower chair, silver with white seat, 33 x 35 cm	3 St.	OX4B	54,60

302050	Shower stool from aluminium, silver frame and white seat	2 St.	OX12	49,35
--------	--	-------	------	-------

302065	Sliding bath bench	2 St.	OX6	245,70
--------	--------------------	-------	-----	--------

ItemNr	Description	PU *	Img.	Price
302030	Shower BOArd, white, with handle, max 200 kg, L = 70 cm	2 St.	OX7A	55,65
302031	Shower BOArd, white with handle, max 150 kg, L = 70 cm	3 St.	OX7B	46,73
302034	Shower BOArd, white with handle, max. 150 kg, L = 76 cm	4 St.	OX7C	53,55

## Spare parts and accessories for bathing products

ItemNr	Description	PU *	Img.	Price
302085	Legs for shower stool item no. 302070-73+302090, 4 pcs. incl. tips			24,68
302086	Legs for shower stool item no. 302078-79, 30207X, 4 pcs. incl. tips			28,88
295122	Clamp for ø25 mm tube with ø6 x 15 mm bolt, for back 302075/76		D3	1,05
295126	Clamp for ø25 mm tube with ø6 x 32 mm bolt, for 302070-79, 30207X, 302090		D3	1,05
302033	Edge stop for shower BOArd 302030 (4 pcs)			12,08
302037	Feet for bath BOArd 302031 & 34 (4 pcs)			11,55
302038	Feets for bath board 302034 (4 pcs)			7,88
302035	Blue handle for white shower BOArd 302031 or 302034			16,80
302032	Red handle for white shower BOArd 302030		OX7D	8,93
302140	Red suppothandle for 302065			7,88
226126	Tips for shower stool item no. 302070-79, ø22 mm		D12C	1,32
302081	PU seat for 42 cm shower stool			46,73
302082	PU seat for 47 cm shower stool			53,55
302083	PU seat for 52 and 57 cm shower stool			57,75
302062	PU seat for 302067. grey		OX1	24,68
302061	PU seat for 302069. grey		OX1	19,95
302076	Back for shower stool, silver with grey polyurethane upholstery		OX9A	53,55
302075	Back for shower stool, white with grey polyurethane upholstery		OX9A	53,55

\* PU = Packaging unit



# KAKADU



## Leaflet OY

"Kakadu" commode and shower chairs  
standard and with tilt function

## "Kakadu" commode and shower chair made of aluminium



"Kakadu" commode and shower chair standard equipped with 4 pieces of 5" castors



"Kakadu" commode and shower chair equipped with 24" wheels with quick release (optional)

The "Kakadu" commode and shower chair has a frame made of white anodized aluminium and comes as standard with 4 pieces of 5" castors with parking brakes. The seat, backrest and armrests are made of soft black PU. The foot rests are easily adjustable in height and are removable. All "Kakadu" chairs are supplied as standard with toilet bucket with carrying handle, lid and black PU seat cover.

The commode and shower chair can be equipped with 24" rear wheels with parking brakes. In the 24" wheel kit are included 2 brakes with clamps and brackets for fitting of the wheels on the frame. Pre-drilled holes makes the mounting of the wheels very easy. Antitip is optional.

### Accessories for "Kakadu" commode and shower chair

For the commode and shower chair series "Kakadu" different accessories are available. See price list for the full range of accessories.



Amputation support



Security bar



Anti-tip - ATTENTION: usable only with mounted 24" wheels



Closed seat (A) and seat cover with round hole (B)



Velcro backrest




The safety belt without metal parts can also be used as an additional support belt



Side support for showerchair. Available in 2 dimensions



Foam cushion made of soft PU foam, with waterproof Decutex cover



Foam cushion made of soft PU foam, open at the front, with waterproof Decutex cover



Splash guard front for standard seats (with open front)

## "Kakadu" Tilt commode and shower chair made of aluminium with tilt



"Kakadu" commode and shower chair with tilt function



"Kakadu" commode and shower chair tilted

The commode and shower chair with tilt can be angled from  $-5^{\circ}$  to  $+25^{\circ}$ . Head support with cut for ears, can be adjusted in height, depth and in the angel. The black padding is as the head support covered with soft PU. All "Kakadu" chairs are supplied as standard with toilet bucket with carrying handle, lid and black PU seat cover.

As standard the "Kakadu" Tilt is fitted with 5" wheels, but it can be equipped with 24" rear wheels with parking brakes. In the 24" wheel kit are included 2 brakes with clamps and brackets for fitting of the wheels on the frame. Pre-drilled holes makes the mounting of the wheels very easy. Anti-tip is optional.

Technical data	Small 302015	Standard 302018	Large 302019	XL 302020	Tilt 302024	Tilt L 302025	Difference with 24"
Seat width	38 cm	45 cm	50 cm	55 cm	45 cm	50 cm	---
Seat depth	38 cm	43 cm	43 cm	43 cm	43 cm	43 cm	---
Seat height adjust.	50 - 55 cm	50 - 55 cm	50 - 55 cm	50 - 55 cm	55 - 60 cm	55 - 60 cm	---
Seat opening	17 x 33 cm	21,3 x 40,5	21,3 x 40,5	21,3 x 40,5	21,3 x 40,5	21,3 x 40,5	---
Pass over height **	42,5 - 47,5 cm	43 - 48 cm	42 - 47 cm	40 - 45 cm	40 - 45 cm	40 - 45 cm	---
Pass over width	32 cm	40 cm	45 cm	50 cm	35 cm	40 cm	---
Seat/Back angle	90 ° / 12°						---
Distance between armrests	39,5 cm	46,5 cm	51,5 cm	56,6 cm	46,5 cm	51,5 cm	---
Backrest height	46 cm						---
Total width *	49 cm	56 cm	61 cm	66 cm	56 cm	61 cm	+ 9,5 cm*
Total depth	85 cm	93 cm	93 cm	93 cm	110-120 cm	110-120 cm	+ 19 cm
Total height adjust.	96-101 cm	96-101 cm	96-101 cm	96-101 cm	97-141 cm	97-141 cm	---
Max. load	130 Kg	150 Kg	150 Kg	200 kg	150 Kg	150 Kg	---
Weight	11,00 Kg	12,90 Kg	13,50 Kg	14,10 kg	15,10 kg	15,70 kg	+ 4,20 kg
Tilt angle	---	---	---	---	$-5^{\circ}$ bis $+25^{\circ}$	$-5^{\circ}$ bis $+25^{\circ}$	---

\* Total width: Difference for Kakadu Tilt (302024 or 302025) with 24" wheels mounted: + 14 cm

\*\* +5 cm with the new accessory 30212M

## "Commode Liner" hygiene bags

The new patented **Commode Liner Disc** is a unique, portable, flexible shower chair accessory that is easy and hygienic to use.

The Liner Disc is used in conjunction with the **Commode Liner bags** (sold separately) and can be easily placed on and removed from the seat to prevent contamination of the seat and bucket. The hygiene bags are available with plastic seat pad (picture OY90) or without (picture OY91).



Commode Liner Disc



Commode Liner

### Commode and shower chair "Kakadu"

ItemNr	Description	Img.	Price
302015	Commode and shower chair with 4 lockable 5" wheels, SW 38 cm	OY1	491,40
302018	Commode and shower chair with 4 lockable 5" wheels, SW 45 cm	OY1	491,40
302019	Commode and shower chair with 4 lockable 5" wheels, SW 50 cm	OY1	574,35
302020	Commode and shower chair with 4 lockable 5" wheels, SW 55 cm	OY1	654,15

302024	Commode and shower chair with tilt and 4 lockable 5" wheels and head rest, SW 45	OY3	825,30
302025	Commode and shower chair with tilt and 4 lockable 5" wheels and head rest, SW 50 cm	OY3	892,50

ItemNr	Description	Img.	Price
302017	24" plastic wheels with quick release for 302015,18, 19 and 20 incl. adapter, pair	OY2	257,25
302023	24" plastic wheels with quickrelease for commode and shower chair 302024 and 25 incl. adapter, pairs	OY2	290,85

### Spare parts for the commode and shower chair "Kakadu" (for prices see next page)

Foto OY4a

	A	B	C	D
302015	30312E	30212C	30212G	30212F
302018	302111	302107	302131	302132
302019	302112	302106	302131	302132
302020	302118	302120	302131	302132
302024	302111	302107	302131	302132
302025	302112	302106	302131	302132

Mobilex A/S		Material			
DK-8660 Skanderborg					
DESIGN	NAME	DATE	SIGNATURE		
APPROVED				APPROVAL TO DATE	CHANGED
SCALE				SHEET	EDITION
DESIGNATION					12.2023
					KAKADU Showerchair

# Mobilex A/S - Price list

All prices are per pcs. and in EUR.

04.2025

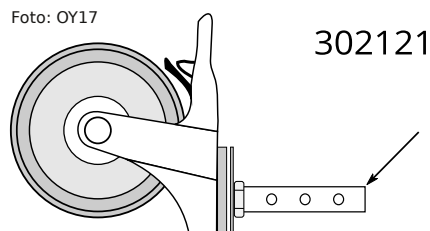
Leaflet OY

## Spare parts

ItemNr	Description	Img.	Price
302130	5" wheel incl. alu tube for shower chair 302015/18/19/24/25, from year 2016	OY4A	43,58
302121	5" wheel incl. alutube for shower-commode 302018/19/20/24, until year 2015	OY4A	43,58
30212M	5" wheel incl. 145 mm extended alutube for shower-commode Kakadu, all types	OY4A	53,55
30212J	5" wheel reinforced incl. alutube for shower-commode 302020	OY4A	40,43
302124	Adapters for mounting 24" wheels on 302018.19.20, pair	OY4A	27,83
30212B	Adapters for mounting 24" wheels on 302024-25, pair	OY4A	28,88
302116	Armrest bracket, left, for all models	OY4A	15,75
302117	Armrest bracket, right, for all models	OY4A	15,75
302137	Locking bracket for foot rest for Kakadu	OY4A	7,88
302148	Release handle incl. 2 cables for shower-commode chair 302024/25	OY4A	27,83
30212G	Leg support complete for shower-commodechair 302015, left	OY4A	57,75
30212F	Leg support complete for shower-commodechair 302015, right	OY4A	57,75
302131	Leg support complete for shower-commode chair 302018/19/20/24/25, left	OY4A	65,10
302132	Leg support complete for shower-commode chair 302018/19/20/24/25, right	OY4A	65,10
302151	Brake for 302015/18/19/20/24/25 incl. bracket, left	OY4A	26,78
302152	Brake for 302015/18/19/20/24/25 incl. bracket, right	OY4A	26,78
30212D	Lid 17 x 33 cm, for PU seat for 302015	OY4A	22,58
302103	Lid 21,3 x 40,5 cm, for PU seat, reinforced for 302018/19/20/24/25	OY4A	28,88
302144	Fingerscrew for fitting of headrest 302141	OY4A	1,32
302113	Fingerscrew for fitting of backrest on shower-commodechair Kakadu	OY4A	3,42
302163	Gas spring, 100N for Kakadu Tilt	OY4A	140,70
302162	Gas spring, 150N for Kakadu Tilt 302024	OY4A	144,90
302108	Gas spring, 170N for Kakadu Tilt 302025	OY4A	144,90
302119	Pushrim for 24" wheel of 302017/23 set	OY4A	17,85
30212T	Bucket holder for Kakadu 302015, pair	OY4A	15,75
30212L	Bucket holder for Kakadu 302018-302025, pair	OY4A	15,75
30212N	Plastic part with locking system for legsupport Kakadu for all types	OY4A	22,58
302150	Complete head support for Kakadu 302024 and 302025	DZ36	156,45
302143	Headrest holding set for headrest 302141 incl. screws	OY4A	26,78
302141	Headrest from PU	OY4A	71,40
30214A	Headrest stand for mounting on 302015+18+19+20		30,98
302136	Plastic bushing for foot rest for Kakadu	OY4A	3,42
302114	Plast clip for seat for 302018/19/24	OY4A	2,37
302142	Rod with ball joint for headrest 302141	OY4A	18,90
302145	Bracket for fitting of head support 302141	OY4A	41,48
302115	PU armrest pads 240 mm incl. screws, for Kakadu, all types	OY4A	13,65
30212E	PU back for shower and commode chair width 38 cm / 302015	OY4A	63,00
302111	PU back for shower-commodechair width 45 cm / 302018 and 302024	OY4A	57,75
302112	PU back for shower-commodechair width 50 cm / 302019 and 302025	OY4A	80,85
302118	PU back for shower-commodechair width 55 cm / 302020	OY4A	87,15
30212C	PU seat 38 cm for 302015 incl. bucket holder, without lid	OY4A	116,55
302107	PU seat 45 cm for 302018/24 incl. bucket holder, without lid	OY20	132,30
302109	PU seat 45 cm w/ round hole for 302018/24 incl. bucket holder, without lid	OY8B	124,95
302106	PU seat 50 cm for 302019/25, without bucket holder, without lid	OY20	132,30
302154	PU seat, 50 cm with round hole, for 302019/25, without bucket holder, without lid	OY8B	138,60
302120	PU seat 55 cm, for 302020, without bucket holder, without lid	OY4A	154,35
302156	PU seat 55 cm with round hole, for 302020, without bucket holder, without lid	OY8B	162,75
302153	Set with 4 stainless screws for 5" and 24" wheels for Kakadu shower chair	OY4A	4,47
302101	Bucket with lid for shower and commode chair Kakadu, all types	OY4A	18,90

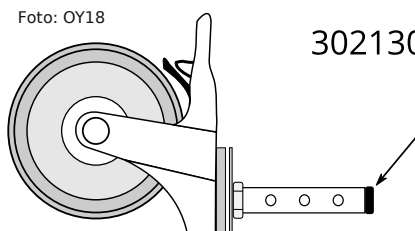
## Info for the 5" wheels

Foto: OY17



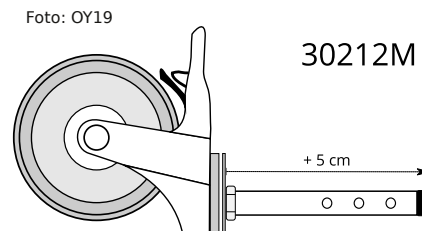
The 5" wheel up to year 2015 does not have any plastic head

Foto: OY18



The 5" wheel from year 2016 has a black plastic head at the top of the tube

Foto: OY19



The extended 5" wheel to increase the pass over height  
**ATTENTION:** Not usable with mounted 24" wheels



# Mobilex A/S - Price list

All prices are per pcs. and in EUR.

04.2025

Leaflet OY

## Accessories

ItemNr	Description	Img.	Price
302128	Amputation support, left, for bathchair 302018/19/24/25	OY5	109,20
302129	Amputation support, right, for bathchair 302018/19/24/25	OY5	109,20
302195	350 mm armrest with pipe 25.4 x 470 mm for commode and shower chair Kakadu		42,53
302126	Safety bar for bath chair 302019 and 302025 (55 cm for SW 50 cm)	OY6	35,70
302127	Safety bar for bath chair 302018/24 (50 cm for SW 45 cm)	OY6	35,70
302149	Safety bar for bath chair 302020 (59 cm for SW 55 cm)	OY6	35,70
302125	Anti-tip for "Kakadu" showerchair, all 24" models (1 pcs.)	OY7	17,85
302109	PU seat 45 cm w/ round hole for 302018/24 incl. bucket holder, without lid	OY8B	124,95
302154	PU seat, 50 cm with round hole, for 302019/25, without bucket holder, without lid	OY8B	138,60
302156	PU seat 55 cm with round hole, for 302020, without bucket holder, without lid	OY8B	162,75
302110	Seatplate lid for 302018/302024, SW 45 cm	OY8A	66,15
302155	Seatplate lid for 302019/302025, SW 50 cm	OY8A	80,85
302157	Seatplate lid for 302020, SW 55 cm	OY8A	93,45
30212Z	Closed footplate 165 x 320 mm for Kakadu 302018, 19, 20, 24 and 25		65,10
302122	Safety belt (+ strap for backrest) for Kakadu, all versions	OY10	OY10
302164	Adjustable back for Kakadu with SW 45 cm	OY9	53,55
302165	Adjustable back for Kakadu with SW 50 cm	OY9	55,65
302166	Adjustable back for Kakadu with SW 55 cm	OY9	57,75
30212R	Side support for shower chair - 10 x 14 cm - right side	OY11	57,75
30212P	Side support for shower chair - 10 x 14 cm - left side	OY11	57,75
30212S	Side support for shower chair - 14 x 20 cm - right side	OY11	63,00
30212Q	Side support for shower chair - 14 x 20 cm - left side	OY11	63,00
30211U	Seat upholstery for seat with round hole (closed in front)	OY12	87,15
30210U	Seat upholstery with hygiene cut (with open front)	OY13	87,15
30214U	Splash guard front for Kakadu with standard seat (with open front)	OY14	22,58

## Commode Liner Disc

ItemNr	Description	Img.	Price
302170	Commode Liner Disc toilet seat pad	OY90	33,60
302171	Commode Liner toilet bucket bags for Disc (box with 20 pcs.)	OY90	49,35
302172	Commode Liner toilet bucket bags for Disk (roll with 20 pcs.)	OY90	35,70
302173	Commode Liner toilet bucket bags (roll with 20 pcs.)	OY91	35,70




# OTHER AIDS



## Leaflet Q

Pedal trainer, crutches and canes,  
overbed table, reachers etc.

## Foldable pedal trainer



Pedal trainer with (A) or without LCD (B)

Simple but robust arm and pedal trainer with manually adjustable pedalling resistance. The pedal trainer has a massive frame and plastic pedals with adjustable strap. It is available with or without LCD.

*Dimensions: 44 × 39 × 26 cm (L × B × H)*

## Rollable bed table



Rollable bed table

Bed table with multiple adjustment options. The height of the worktop can be adjusted between 72 and 110 cm and can be tilted steplessly to either side.

*Dimensions of the worktop: 55 × 41 cm (L × W)*

## Forearm crutch



Forearm crutch

Height-adjustable forearm crutch, silver with black handle and **soft hand rest** with reflector.

*Total height 94 to 121 cm  
Handle height 72 to 99 cm  
Weight 0.5 kg  
Load capacity 150 kg*

## Walking stick



Walking stick one-piece (left) or foldable (right)

Height-adjustable walking stick made of black aluminium, with black handle.

*Height adjustable:  
From 73.6 to 96.5 cm (one-piece: 315015)  
From 85.0 to 95.0 cm (foldable: 315016)  
Load capacity 100 kg (both models)*

## Ice pick

Foto Q4



Ice pick

Ice pick for attach-ment to canes or walking sticks. When not in use it can be folded up.

## Cane holder

Foto Q5



Cane holder

Is clamped to the cane, so that the cane can be placed for example to the edge of a table.

## Reacher

Foto Q6



Reacher 87 cm, 74 cm (upper image) or 59 cm long



Foto Q6b

Reacher



Foto Q6c

Hook on one reacher's end



Foto Q6e

Magnet on one reacher's end

Reacher with an aluminium structure and an ergonomic handle. In one end the reacher is equipped with a hook and a magnet and supports people with disabilities to reach or pick up small objects.

*Available in 3 measures: 87 cm, 74 cm or 59 cm*

# Mobilex A/S - Price list

All prices are per pcs. and in EUR.

04.2025

Leaflet Q

## Other aids

ItemNr	Description	PU *	Img.	Price
272002	Pedal trainer, silver, foldable	5	Q1B	42,53
272003	Pedal trainer, silver, foldable, with digital screen	5	Q1A	60,90

ItemNr	Description	PU *	Img.	Price
272010	Overbed table, angle adjustable, with frame, height adjustment from 60-90 cm	4	Q2	89,25

ItemNr	Description	PU *	Img.	Price
315021	Forearm crutch, silver with black plastic cuff, soft grey dual layer handle, height adj. 94-121 cm		20	Q3A

ItemNr	Description	PU *	Img.	Price
315015	Walking cane, black, height adjustable from 77,5-100,0 cm	1	Q3B	15,75
315016	Walking cane, black, foldable model and height adjustable from 82,5-92,5 cm	1	Q3B	17,85

ItemNr	Description	PU *	Img.	Price
315101	Universal ice pick for crutches and walking cane	10	Q4	6,04
315102	Cane holder	10	Q5	4,99

ItemNr	Description	PU *	Img.	Price
315040	Reacher, 59 cm	24	Q6	14,70
315041	Reacher, 74 cm	24	Q6	15,75
315042	Reacher, 87 cm	24	Q6	16,80

\* PU: pieces per packing unit

**ATTENTION! Normally we deliver complete packaging units**  
**Please try to fit your orders to the indicated packing units.**

# ROLLATORS



## Leaflet RB - RT

Indoor- and outdoor-rollators,  
arthritis rollators, walking frames  
and shopping trolleys

The **Impala** rollator has a metallic blue-coloured aluminium frame. The folding system reduces in folded state space requirements to a minimum. The rollator is equipped with a cane holder, padded seat and backrest and a handy bag under the seat. Easy to open and close the rollator with its large 200 mm wheels is suitable for use both outdoors and indoors. The push handles can be easily adjusted in height by the user and provides comfortable and safe walking. The rollator is equipped with two lockable brakes on the rear wheels.

<b>Mobilex rollator Impala</b>	Standard Item nr. 312060	High Item nr. 312061	Wide Item nr. 312062
<i>Height of the push handles (adjustable)</i>	79 - 93 cm	90 - 105 cm	79 - 93 cm
<i>Seat height</i>	53 cm	63 cm	53 cm
<i>Total width opened / folded</i>	60 / 27 cm	63 / 35 cm	66 / 27 cm
<i>Inner width between push handles</i>	48 cm	49 cm	53 cm
<i>Length (depth)</i>	70 cm	75 cm	70 cm
<i>Weight</i>	7,4 kg	7,9 kg	7,5 kg
<i>Max. load (rollator / bag)</i>	150 kg / 5 kg	150 kg / 5 kg	150 kg / 5 kg
<i>Brakes</i>	2 lockable with parking function		
<i>Wheel sizes</i>	Front and back 200 x 35 mm		

Foto: RI1a



The Impala rollator

Foto: RI1b



The folded rollator

Foto: RI1c



Basket to insert in the bag  
under the seat (accessory)

Foto: RI1d



Basket to put outside of the bag  
on the frame (accessory)



**Impala Rollator**

ItemNr	Description	Img.	Price
312060	Impala rollator, blue metallic, with bag, back belt and cane holder	RI1A	174,30
312061	Impala rollator, blue metallic, high model, with bag, back belt and cane holder	RI1A	194,25
312062	Impala rollator, blue metallic, wide model, with bag, back belt and cane holder	RI1A	194,25

**Spare parts and accessories**

ItemNr	Description	Price
201073	7" rubber wheels, 185 x 30 mm, flat profile, incl. distance bushing, 45 mm width	15,75
312068	8" wheel for Impala rollator	13,65
312069	Brakeshoe for Impala, pairs	4,73
312066	Brake handle, left, with cable and push handle for Impala rollator 312060 and 312062	22,58
31206D	Brake handle, left, with cable and push handle for Impala rollator 312061	22,58
312067	Brake handle, right, with cable and push handle for Impala rollator 312060 and 312062	22,58
31206E	Brake handle, right, with cable and push handle for Impala rollator 312061	22,58
312079	Rear wheel axle	2,89
312073	Basket for Impala rollator, 400 x 250 x 140 mm, with bag that fits in the basket	16,00
312074	Basket for Impala rollator, 440 x 282 x 209 mm, for use outside on rollator frame	13,65
312065	Cane holder for Impala consisting of clamp and cup	9,98
31206J	Plastic bracket for back tube for Impala rollator, set of 2 pieces with bolts	11,55
31206F	Plastic protection ring for Impala rollator frame tube	1,05
31206G	Backrest tube with foam padding for Impala rollator 312060 and 312061	21,00
31206H	Backrest tube incl. foam padding for Impala rollator 312062	23,10
312064	Seat for Impala rollator	17,85
312027	Starhandle incl. bolt and nut for handle adjustment	3,42
312063	Bag for Impala, 340 x 190 x 160 mm (standard bag does not fit basket, use 312073)	13,65
312078	Front wheel axle for Impala	2,89
31206C	Front fork for Impala rollator	24,68

The Mobilex **Panther** lightweight rollator has a blue aluminium frame. The rollator folds easily sideways and takes up little space when folded, making it easy to transport. The seat is made of durable, long-lasting material that provides comfort and stability for the user. At the front there is a removable bag with two handles that can also be used for shopping. The large wheels make the rollator well suited for both indoor and outdoor use, it is stable and effectively absorbs shocks. The push handles can be adjusted in height very easily and without tools. The rollator is equipped with 2 lockable brakes that brake on the rear wheels. A tilt pedal is integrated on the rear frame to make it easier to negotiate smaller obstacles. The rollator is tested and approved for a user weight of up to 150 kg and is available in two sizes, Standard and Small (see table below).



Foto: RP1a



Foto: RP1b

Mobilex rollator Panther	Standard 318001	Small 318002
Height of the push handles (adjustable)	78 - 101 cm	71 - 93 cm
Recommended user heights	150 - 195 cm	140 - 187 cm
Seat height	62 cm	55 cm
Total width opened / folded	62 / 22 cm	62 / 22 cm
Inner width between push handles	43 cm	43 cm
Length (depth)	75,5 cm	75,5 cm
Weight (+ bag 380 g)	6,73 kg	6,25 kg
Max. load (rollator / bag)	150 kg / 5 kg	150 kg / 5 kg
Brakes	2 lockable with parking function	2 lockable with parking function
Wheel sizes	Front and back 200 x 35 mm	Front and back 200 x 35 mm

**Panther Rollator**

ItemNr	Description	Img.	Price
318003	Panther rollator, champagne, SH 55 cm, incl. back belt and cane holder	RP1A	207,90
318004	Panther rollator, champagne, SH 62 cm, incl. back belt and cane holder	RP1A	207,90

**Spare parts and accessories**

ItemNr	Description	Price
318016	Ergonomical handgrip, left, for Panther rollator	5,52
318015	Ergonomical handgrip, right, for Panther rollator	5,52
318027	Brake for Panther rollator	6,83
318022	Brake handles complete, left side, for Panther rollator	40,43
318021	Brake handles complete, right side, for Panther rollator	40,43
318023	Brake cabel incl. spring and tightner for Panther rollator	6,83
318026	Locking device for Panther rollator, SH 62 cm	26,78
318029	Rear wheel 200 mm (8"), silver, for Panther rollator	21,00
318032	Cane holder for Panther rollator (set with caneholder and cup)	12,08
318036	Plastic part for front tubes for Panther rollator (old version)	2,37
318035	Plastic part for mounting of brake handles for Panther rollator	2,89
318013	Back belt for Panther rollator	16,80
318025	Lock that secures Panther and Elephant Air rollator when folded	4,99
318024	Black end cap for hub on rear wheels for Panther rollator	2,89
318014	Seat for Panther rollator	12,60
318012	Bag for Panther rollator	16,80
318033	Tubes for bag for Panther rollator (complete set with 2 plastic tubes)	6,83
318028	Front wheel 200 mm (8"), silver, for Panther rollator	21,00
318031	Front fork for Panther rollator	9,45

The **Puma Air** rollator is a newly developed, high-quality outdoor rollator. It has a matte black aluminium frame. The large wheels with 12" (295 mm) tyres guarantee great stability even on difficult surfaces. The rollator can be folded very easily by pulling the strap on the seat upwards. The push handles are easily adjustable in height without the use of any tools.

The Puma Air rollator comes standard with a back belt, a cup holder, a crutch holder and a modern, closed bag. Thanks to its large tyres, it is particularly suitable for outdoor use, but also for indoor use, as it is only 65 cm wide.

The rollator weighs 9.78 kg and is easy to transport.  
It is tested and approved for a user weight of **up to 150 kg**.



Foto: RPa1a



Foto: RPa1b



Foto: RPa1c

<b>Puma Air Rollator</b>	<b>312501</b>
<i>Height of the push handles (adjustable)</i>	82 - 99 cm
<i>Recommended user heights</i>	160 - 200 cm
<i>Seat height</i>	59 cm
<i>Total width opened / folded</i>	65 cm / 26 cm
<i>Inner width between push handles</i>	47,6 cm
<i>Length (depth)</i>	76,4 cm
<i>Weight</i>	9,78 kg
<i>Max. load (rollator / bag)</i>	150 kg / 5 kg
<i>Brakes</i>	2 lockable with parking function
<i>Wheel sizes</i>	Front and back: 295 mm (12") x 45 mm

**Puma Air Rollator**

ItemNr	Description	Img.	Price
312501	Puma Air rollator, matte black, SH 59 cm, incl. back belt, cup- and cane-holder	RPA1A	354,90
312502	Puma Air rollator, red, SH 59 cm, incl. back belt, cup- and cane-holder	RPA1C	354,90

**Spare parts and accessories**

ItemNr	Description	Price
312555	Axle for front wheels for Puma Air rollator	4,47
312556	Axle incl. distance bushing for rear wheel of the Puma Air rollator	4,47
312541	Lifting pedal set, left and right side, for Puma Air rollator	5,25
312549	Brake pad for Puma Air rollator	1,84
312551	Tyre, 12" x 1.75" (47-203), A-1056, for Puma Air rollator	18,12
312559	Ergonomical handgrip, left, for Puma Air rollator	5,52
312558	Ergonomical handgrip, right, for Puma Air rollator	5,52
312523	Cup holder for Puma Air rollator	2,63
312545	Handle set including cable, left side, for Puma Air rollator	31,24
312544	Handle including cable, right side, for Puma Air rollator	31,24
312542	Wheel for Puma Air rollator	37,80
312522	Back belt, grey, for matte black Puma Air rollator	10,77
312553	Tube, 12" x 1.75/2.125", for Puma Air rollator	10,77
312548	Black hub protection cap, for Puma Air rollator	1,84
312521	Seat, grey, for matte black Puma Air rollator	12,87
312524	Cane holder for Puma Air rollator (set with caneholder and cup)	3,15
312560	Tray for Puma Air rollator	36,75
312520	Bag, grey, for matte black Puma Air rollator	25,99
312546	Bag holder, left side, for Puma Air rollator	4,99
312547	Bag holder, right side, for Puma Air rollator	4,99
312540	Locking hook for Puma Air rollator	2,63
312543	Front wheel including front fork for Puma Air rollator	44,37
312557	Front fork including bearings for Puma Air rollator	13,65

The Mobilex lightweight rollator **Leopard** has a red, blue or anthracite grey coloured aluminium frame that can be easily folded sideways which in folded state reduces the required space to a minimum. The rollator is equipped with a crutch holder, a back strap and also comes with a handy removable bag as standard. The bag has carrying handles and can be used as a shopping bag. Easy to open and fold, the rollator is suitable for use both outdoors and indoors. The comfortable seat is made of tear resistant nylon. The push handles can be easily adjusted in height without use of tools.

The rollator comes with two lockable brakes on the rear wheels and is tested and approved for a max. user load of **150 kg**.



The rollator Leopard is available in 5 colours: platin silver, anthracite grey, blue, green or red

<b>Rollator Leopard</b>	<b>Standard</b> 312301 (red) 312304 (anthracite) 312309 (blue) 312300 (green) 312303 (platin)	<b>Standard+Softwheels</b> 312308 (red) 312306 (anthracite) 312314 (blue) 312313 (green) 31230A (platin)	<b>Small</b> 312302 (anthracite) 312319 (red)	<b>X-Small</b> 31230K (anthrazit)	<b>Small and Softwheels</b> 312318 (anthracite)
<i>Height of the push handles (adjustable)</i>	74 - 102 cm	74 - 102 cm	66 - 86 cm	63 - 79 cm	66 - 86 cm
<i>Recommended user heights</i>	150 - 200 cm	150 - 200 cm	135 - 170 cm	130 - 165 cm	135 - 170 cm
<i>Seat height</i>	62 cm	62 cm	55 cm	50 cm	55 cm
<i>Total width opened / folded</i>	60 / 22,5 cm	60 / 22,5 cm	60 / 22,5 cm	60 / 22,5 cm	60 / 22,5 cm
<i>Inner width between push handles</i>	46 cm	46 cm	46 cm	46 cm	46 cm
<i>Length (depth)</i>	66 cm	66 cm	66 cm	66 cm	66 cm
<i>Weight (+ bag 380 g)</i>	7,4 kg	7,6 kg	7,1 kg	6,9 kg	7,3 kg
<i>Max. load (rollator / bag)</i>	150 kg / 5 kg	150 kg / 5 kg	150 kg / 5 kg	150 kg / 5 kg	150 kg / 5 kg
<i>Brakes</i>	2 lockable with parking function				
<i>Wheel sizes</i>	Front and back 200 x 35 mm				



**Leopard Rollator** seat height 62 cm

ItemNr	Description	Img.	Price
312301	Leopard rollator, red, SH 62 cm, incl. back belt and cane holder	RL1D	332,85
312303	Leopard rollator, platin silver, SH 62 cm, incl. back belt and cane holder	RL1E	332,85
312304	Leopard rollator, anthracite, SH 62 cm, incl. back belt and cane holder	RL1A	332,85
312309	Leopard rollator, blue, SH 62 cm, incl. back belt and cane holder	RL1B	332,85
312300	Leopard rollator, green, SH 62 cm, incl. back belt and cane holder	RL1C	332,85

**Leopard Rollator seat height 62 cm**

ItemNr	Description	Img.	Price
31230K	Leopard rollator, anthracite grey, SH 50 cm, incl. back belt and cane holder	RL1A	332,85
312319	Leopard rollator, red, SH 55 cm, incl. back belt and cane holder	RL1D	332,85
312302	Leopard rollator, anthracite grey, SH 55 cm, incl. back belt and cane holder	RL1A	332,85

**Leopard Rollator with soft wheels** seat height 62 cm

ItemNr	Description	Img.	Price
312308	Leopard rollator, red, SH 62 cm, soft wheels, incl. back belt and cane holder	RL1D	368,55
312306	Leopard rollator, anthracite grey, SH 62 cm, soft wheels, incl. back belt and cane holder	RL1A	368,55
312314	Leopard rollator, blue, SH 62 cm, soft wheels, incl. back belt and cane holder	RL1B	368,55
312313	Leopard rollator, green, SH 62 cm, soft wheels, incl. back belt and cane holder	RS2A	368,55
31230A	Leopard rollator, platin silver, SH 62 cm, soft wheels, incl. back belt and cane holder	RL1E	368,55

**Leopard Rollator with soft wheels seat height 62 cm**

ItemNr	Description	Img.	Price
312318	Leopard rollator, anthracite grey, SH 55 cm, soft wheels, incl. back belt and cane holder	RL1A	368,55
31230E	Leopard rollator, red, SH 55 cm, soft wheels, incl. back belt and cane holder	RL1D	368,55

**For spare parts and accessories please see leaflet RS**

The lightweight **Panda Comfort** rollator has a dark blue aluminium frame. The rollator is easy to fold, takes up little space and is easy to transport. The seat is made of durable nylon. A closed shopping bag is attached to the front, which has two handles so it can be easily removed and transported separately.

The large soft wheels make the rollator very stable and easy to manoeuvre. It is suitable for both indoor and outdoor use, where the large wheels provide good shock absorption. The push handles can be adjusted in height very easily and without tools. The brakes are smooth-running and stationary. Two tilting pedals to facilitate overcoming small obstacles are attached to the frame near the rear wheels. The rollator comes standard with a locking hook when closed, a closed and removable bag, a back belt and a cane holder. A wide range of other accessories is available.

The rollator is tested and approved for a user weight of **up to 150 kg**.



Foto: RPC1a



Foto: RPC1c

<b>Panda Comfort rollator</b>	<b>312601</b>
<i>Height of the push handles (adjustable)</i>	77,5 – 99,1 cm
<i>Recommended user heights</i>	160 - 200 cm
<i>Seat height</i>	59 cm
<i>Total width opened / folded</i>	65 cm / 26,4 cm
<i>Inner width between push handles</i>	45,5 cm
<i>Length (depth)</i>	77,5 cm
<i>Weight</i>	9,44 kg
<i>Max. load (rollator / bag)</i>	150 kg / 5 kg
<i>Brakes</i>	2 lockable with parking function
<i>Wheel sizes</i>	Front and back: 285 mm x 45 mm

**Panda Comfort Rollator**

ItemNr	Description	Img.	Price
312601	Panda Comfort rollator, dark blue, SH 59 cm, incl. bag belt and cane holder	RPC1A	441,00
312603	Panda Comfort rollator, red, SH 59 cm, incl. back belt and cane holder	RPC1B	441,00

**For spare parts and accessories please see leaflet RS**

The lightweight rollator **Panda Royal** has a **purple/black frame made of carbon fiber**.

The rollator can be folded easily and takes up little space when folded, making it easy to transport. The seat is made of durable, long-lasting nylon.

Due to the large, soft wheels, the rollator is very stable and easy to maneuver. It is suitable for use both indoors and outdoors, and the large wheels provide good shock absorption. The push handles can be adjusted in height very easily and without tools. The brakes are smooth and lockable. Two tilting pedals are attached to the frame near the rear wheels to make it easier to overcome small obstacles.

As standard, the rollator has a transport lock, a removable, closed shopping bag, a backrest and a cane holder. A large selection of further accessories is available. The rollator is tested and approved for a user weight of **up to 150 kg**.



Foto: RPr1a

**NEW**


Foto: RPr1b

<b>Panda Royal</b>	<b>312602</b>
Height of the push handles (adjustable)	80,8 - 99,3 cm
Recommended user heights	160 - 200 cm
Seat height	59 cm
Seat dimensions (width x depth)	45,5 x 19 cm
Inner width between push handles	45,2 - 46,2 cm
Length (depth)	71,7 cm
Weight	8,4 kg
Max. load (rollator / bag)	150 kg / 5 kg
Brakes	2 lockable with parking function
Wheel sizes	Front and back: 283 mm x 42/43 mm
Unfolded dimensions (length x width x height)	71,7 x 64,8 x 80,8 - 99,3 cm
Folding dimensions (length x width x height)	71,7 x 25,8 x 80,8 - 99,3 cm
Turning circle	89 cm
Weight without accessories	8,4 kg
Weight with accessories	9,02 kg
Material	Carbon fibre frame, plastic

### Panda Royal Rollator

ItemNr	Description	Img.	Price
312602	Panda Royal rollator, purple/black carbon fibre, SH 59 cm, incl. bag belt and cane holder	RPR1A	774,90

**For spare parts and accessories please see leaflet RS**

The Mobilex Arthritis **Tiger** and **Tiger Outdoor** rollators are based on the elegant Leopard (Tiger) and Lion (Tiger Outdoor) rollators, respectively, and therefore also have their characteristics and functions. In addition, the soft and comfortable forearm supports with their brake handles are adjustable in depth, angle and height. Apart from the model 312201, the armrests can also be turned inwards in 2 angles by 22.5 degrees each. The rollator is extremely stable and easy to manoeuvre. It has large, smooth-running wheels and has smoothrunning and lockable brakes. In the driving position it is secured against unintentional unlocking. As standard, the rollator has a transport lock and a removable shopping bag. A wide range of accessories is also available. The Rollator Tiger Standard is only approved for indoor use on level floors and for a user weight of up to **150 kg**. The Tiger Outdoor model is also approved for outdoor use with a user weight of **200 kg**.

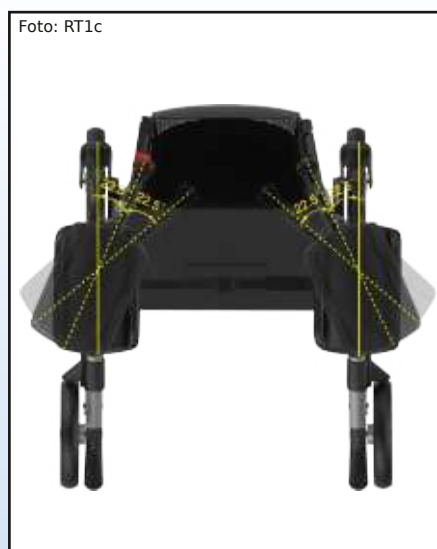
Mobilex Rollator Tiger * with rotatable armrests	Standard	Outdoor
	Item Nr. 312201 (grey) Item Nr. 312211 (red) Item Nr. 312202 (brown) *	Item Nr. 312205 (grey) * Item Nr. 312206 (brown) *
Height of the forearm support (adjustable)	90 cm - 115 cm	87 - 110 cm
Recommended user heights	150 - 200 cm	140 - 185 cm
Seat height	62 cm	62 cm
Total width opened / folded	62 cm / 22,5 cm	71 cm / 31 cm
Seat width / Inner width between push handles	46 cm / 36 cm	56 cm / 46 cm
Length (depth)	66 cm	77 cm
Weight (+ bag 380 g)	9,5 kg	12 kg
Max. load (rollator / bag)	150 kg / 5 kg	200 kg / 5 kg
Brakes	2 lockable with parking function	
Wheel sizes	200 x 35 mm	285/235 x 44 mm



Athrits Rollator Tiger



Athrits Rollator Tiger Outdoor



Rotable armrest \*

## Accessories (For further accessories see leaflet RS)




Rigid padded seat



Tray



Speed reduction brake



Net bag open (A), with zip (B)



Cable set for one-hand brake



Crutch holder (set)



**Arthritis Rollator Tiger**

ItemNr	Description	Img.	Price
312201	Arthritis rollator Tiger, anthracite grey, SH 62 cm	RT1A	693,00
312211	Arthritis rollator Tiger, red, SH 62 cm	RT1A	693,00

**Arthritis Rollator Tiger with adjustable armrests**

ItemNr	Description	Img.	Price
312202	Arthritis rollator Tiger adjustable armpads, brown metal, SH 62 cm	RT1C	777,00

**Arthritis Rollator Tiger Outdoor with adjustable armrests**

ItemNr	Description	Img.	Price
312205	Arthritis rollator Tiger Outdoor, anthracite grey, SH 62 cm, inclusive support/back belt	RT1E	966,00
312206	Arthritis rollator Tiger Outdoor, brown metal, SH 62 cm, inclusive support/back belt	RT1E	966,00

**For spare parts an accessories please see leaflet RS**

The Mobilex lightweight rollator **Buffalo HD** has an aluminium frame that can be folded sideways which in folded state reduces the required space to a minimum. Its structure is reinforced with additional elements. The rollator is equipped with a back strap, crutch holder and also comes with a handy removable bag. The bag has carrying handles and can also be used as a shopping bag. The rollator is easy to open and fold and suitable for use both outdoors and indoors. The comfortable seat is made of tear resistant nylon. The push handles can easily be adjusted in height without use of tools. The rollator comes with two lockable brakes on the rear wheels and is tested and approved for a max. user load of **200 kg**.

Mobilex rollator Buffalo HD	Standard Item nr. 312305	Small Item nr. 312307
Height of the push handles (adjustable)	74 - 102 cm	66 - 86 cm
Recommended user heights	150 - 200 cm	125 - 170 cm
Seat height	62 cm	55 cm
Total width opened / folded	68 / 22,5 cm	68 / 22,5 cm
Inner width between push handles	56 cm	56 cm
Length (depth)	66 cm	66 cm
Weight (+ bag 380 g)	7,8 kg	7,5 kg
Max. load (rollator / bag)	200 kg / 5 kg	200 kg / 5 kg
Brakes	2 lockable with parking function	
Wheel sizes	Front and back 200 x 35 mm	



Mobilex Rollator Buffalo HD



The folded rollator



Easy to operate brakes



Removable bag

## Accessories (For further accessories see leaflet RS)



Rigid padded seat



Tray



Speed reduction brake



Soft wheel (silver or black)



Umbrella

# Mobilex A/S - Price list

All prices are per pcs. and in EUR.

04.2025

Leaflet RB

## Rollator Buffalo HD seat height 62 cm

ItemNr	Description	Img.	Price
312305	Buffalo HD rollator, anthracite grey, SH 62 cm, incl. back belt and cane holder	RB1A	441,00
312385	Buffalo HD rollator, anthracite grey, SH 62 cm, soft wheels, incl. back belt and cane holder		474,60

## Rollator Buffalo HD seat height 55 cm

ItemNr	Description	Img.	Price
312307	Buffalo HD rollator, anthracite grey, SH 55 cm, incl. back belt and cane holder	RB1A	441,00
312387	Buffalo HD rollator, anthracite grey, SH 55 cm, soft wheels, incl. back belt and cane holder		474,60

**For spare parts an accessories please see leaflet RS**

The Mobilex rollator **Lion** is specially designed for use on off-paved or paved roads. The large soft wheels ensure a comfortable ride even over bumpy cobblestones and uneven gravel or dirt roads. The rollator can easily be folded sideways for a small space requirement and can therefore be easily transported in the car or parked at home. The rollator comes as standard with a tear resistant, comfortable textile seat, a comfortable and detachable shopping bag, a crutch holder and a back strap. The rollator is available in two metallic colours (brown or anthracite grey) and is tested and approved for a user weight of **200 kg**.

<b>Mobilex rollator Lion</b>	<b>Standard</b>	<b>Small</b>
	Item nr. 312372 (antracite grey) Item nr. 312374 (metallci brown)	Item nr. 312371 (antracite grey) Item nr. 312373 (metallic brown)
<i>Height of the push handles (adjustable)</i>	90-112 cm	77-90 cm
<i>Recommended user heights</i>	170 - 220 cm	165 - 175 cm
<i>Seat height</i>	62 cm	53 cm
<i>Total width opened / folded</i>	68 / 26 cm	68 / 26 cm
<i>Inner width between push handles</i>	56 cm	56 cm
<i>Length (depth)</i>	76 cm	76 cm
<i>Weight (+ bag 380 g)</i>	9,3 kg	9,0 kg
<i>Max. load (rollator / bag)</i>	200 kg / 5 kg	200 kg / 5 kg
<i>Brakes</i>	2 lockable with parking function	
<i>Wheel sizes (soft wheels)</i>	Front 285 x 44 mm - back 235 x 44 mm	

Foto: RL1a



Mobilex Lion rollator

Foto: RL1b



The folded rollator

### Accessories (For further accessories see leaflet RS)

Foto: RS1a



Rigid padded seat

Foto: RS1b



Tray

Foto: RS1k



One-hand brake cable set

**Rollator Lion** seat hight 62 cm

ItemNr	Description	Img.	Price
312372	Lion rollator, antrasitgrey, SH 62 cm, incl. back belt	RLI1A	556,50
312374	Lion rollator, brown metal, SH 62 cm, incl. back belt and cane holder	RLI1A	556,50

**Rollator Lion seat hight 62 cm**

ItemNr	Description	Img.	Price
312371	Lion rollator, antracite grey, SH 53 cm, incl. back belt and cane holder	RLI1A	556,50
312373	Lion rollator, brown metal, SH 53 cm, incl. back belt and cane holder	RLI1A	556,50

**For spare parts an accessories please see leaflet RS**

The Mobilex lightweight rollator **Gepard** has a frame made of carbon fibre. It can be folded sideways which in folded state reduces the required space to a minimum. The rollator comes with crutch holder and is equipped with a comfortable soft seat made of tear resistant nylon. It also comes with a handy removable bag and a backstrap. The bag has carrying handles and can also be used as a shopping bag. The rollator is easy to open and fold and with its large wheels it is suitable for use both outdoors as indoors. The push handles can easily be adjusted in height. The rollator comes with two lockable brakes on the rear wheels and is tested and approved for a max. user load of **150 kg (200 kg for the HD type)**.



<b>Gepard</b>	<b>Standard</b> 312401 (black) 312403 (yellow) 312404 (purple/black)	<b>With SOFT wheels</b> 312406 (black) 312407 (yellow) 312408 (purple/black)	<b>Small</b> 312402 (black)	<b>HD *</b> 312405 (black)	<b>Small with SOFT wheels</b> 312409 (black)
<i>Height of the push handles (adjustable)</i>	74 - 102 cm	74 - 102 cm	66 - 86 cm	74 - 102 cm	66 - 86 cm
<i>Recommended user heights</i>	150 - 200 cm	150 - 200 cm	135 - 170 cm	150 - 200 cm	135 - 170 cm
<i>Seat height</i>	62 cm	62 cm	55 cm	62 cm	55 cm
<i>Total width opened / folded</i>	60 / 22,5 cm	60 / 22,5 cm	60 / 22,5 cm	68 / 22,5 cm	60 / 22,5 cm
<i>Inner width between push handles</i>	46 cm	46 cm	46 cm	56 cm	46 cm
<i>Length (depth)</i>	66 cm	66 cm	66 cm	66 cm	66 cm
<i>Weight (+ bag 380 g)</i>	5,4 kg	5,5 kg	5,1 kg	5,7 kg	5,2 kg
<i>Max. load (rollator / bag)</i>	150 kg / 5 kg	150 kg / 5 kg	150 kg / 5 kg	200 kg / 5 kg	150 kg / 5 kg
<i>Brakes</i>	2 lockable with parking function				
<i>Wheel sizes</i>	Front and back 200 x 35 mm				



## Gepard Rollator seat height 62 cm

ItemNr	Description	Img.	Price
312401	Gepard rollator, black, carbon fibre, SH 62 cm, incl. back belt and cane holder	RG1A	556,50
312403	Gepard rollator, yellow, carbon fibre, SH 62 cm, incl. back belt and cane holder	RG1C	556,50
312404	Gepard rollator, purple/black, carbon fibre, SH 62 cm, incl. back belt and cane holder	RG1B	556,50

## Gepard Rollator with soft wheels seat height 62 cm

ItemNr	Description	Img.	Price
312406	Gepard rollator, black, carbon fibre, with soft wheels, SH 62 cm, incl. back belt and cane holder		592,20
312407	Gepard rollator, yellow, carbon fibre, SH 62 cm, soft wheels, incl. back belt and cane holder		592,20
312408	Gepard rollator, purple/black, carbon fibre, SH 62 cm, soft wheels, incl. back belt and cane holder		592,20

## Gepard HD Rollator seat height 62 cm

ItemNr	Description	Img.	Price
312405	Gepard HD, black, carbon fibre, SH 62 cm, incl. back belt and cane holder	RG1H	602,70

## Gepard Rollator seat height 55 cm

ItemNr	Description	Img.	Price
312402	Gepard rollator, black, carbon fibre, SH 55 cm, incl. back belt and cane holder	RG1A	556,50

## Gepard Rollator with soft wheels seat height 55 cm

ItemNr	Description	Img.	Price
312409	Gepard rollator, black, carbon fibre, with soft wheels, SH 55 cm, incl. back belt and cane ho		592,20

**For spare parts and accessories please see leaflet RS**

## Accessories for Leopard, Gepard, Tiger, Buffalo and Lion rollators

Foto: RS1a



Rigid padded seat

Foto: RS1b



Tray

Foto: RS1g



Umbrella with support

Foto: RS1c



Bag with zip

Foto: RS1d



Bag mit magnetic lock

Foto: RS1e



Open net bag

Foto: RS1f



Net bag with zip

Foto: RS1h



Back belts

Foto: RS1i



Crutch holder (set)

Foto: RS1j



Crutch holder for Tiger (set)

Foto: RS1k



Cable set for one-hand brake

Foto: RS1l



Speed reduction brake

Foto: RS1m



Soft wheel (silver or black)

Foto: RS1n



LED (red or white)

Foto: RS1o



Bell (red or blue)


Foto: RS1p



Holder for oxygen bottle

## Spare parts for Leopard, Gepard, Tiger, Buffalo and Lion rollators

Foto: RS2A



Standard seat with release strap

Foto: RS2B



Locking hook

Foto: RS2C



Tubes with red locking button

Foto: RS2D



Brake cable

Foto: RS2E



Brake pads (set)

Foto: RS2F



Handgrip with brake lever

Foto: RS2G



Handgrip with brake lever

Foto: RS2H



Underarm pad complete

Foto: DZ10



Underarm pad

Foto: RS2i



Anatomic handgrip

Foto: RS2J



Rollator bag

Foto: RS2R



Lever handle, finger screw

Foto: RS2K

Foto: RS2IL



Wheel (black or silver)

Foto: RS2M



Fork for front wheel

Foto: RS2N



Cover cap for wheel axle

Foto: RS2P



Foto: RS2Q



Foto: RS2T



Accessories for Leopard, Gepard, Tiger, Buffalo and Lion rollators

ItemNr	Description	Leopard		Panda	Gepard			Tiger	Tiger Out- door	Buffalo		Lion	Img.	Price
		Std.	Small	Conf.	Std.	HD	Small			Std.	Small			
312357	Back belt L=700-750 mm adjustable	X	X	X	X		X						RS1H	70,35
312355	Back belt L=810 mm	X	X	X	X		X						RS1H	43,58
312332	Back belt L=810 mm, H=200 mm	X	X	X	X		X						RS1H	63,00
312331	Back belt L=850 mm					X				X	X	X	RS1H	55,65
312342	Closable bag with magnetic lock	X	X	X	X		X	X					RS1D	60,90
312347	Closable bag with zipper	X	X	X	X		X	X					RS1C	54,60
312349	Closable bag with zipper					X				X	X		RS1C	66,15
31234A	Closable bag with zipper								X			X	RS1C	66,15
312363	Closable net bag with zipper							X					RS1F	22,58
312365	Closable net bag with zipper	X	X	X	X		X						RS1F	22,58
312367	Closable net bag with zipper					X				X	X	X	RS1F	22,58
312322	Crutch holder (set)	X	X	X	X	X	X			X	X	X	RS1I	17,85
31233D	Crutch holder (set)							X	X				RS1J	51,45
31236B	LED lamp for rollator, red	X	X	X	X	X	X	X	X	X	X	X	RS1N	13,65
31236A	LED lamp for rollator, white	X	X	X	X	X	X	X	X	X	X	X	RS1N	13,65
312362	Net bag open							X					RS1E	16,80
312364	Net bag open	X	X	X	X		X						RS1E	16,80
312366	Net bag open					X				X	X	X	RS1E	19,95
D3150	One-hand brake, assembly costs	X	X		X	X	X	X		X	X			67,20
312328	One-hand brake, compl. cable set *							X					RS1K	46,73
312329	One-hand brake, compl. cable set *	X			X	X				X			RS1K	46,73
31232J	One-hand brake, compl. cable set *		X				X				X		RS1K	46,73
31232I	Oxygen bottle holder	X	X	X	X	X	X	X		X	X	X	RS1P	63,00
312315	Rigid padded seat	X	X	X	X		X	X					RS1A	75,60
312316	Rigid padded seat					X				X	X		RS1A	72,45
312317	Rigid padded seat								X			X	RS1A	80,85
312369	Rollator bell blu	X	X	X	X	X	X	X	X	X	X	X	RS1O	14,18
D3151	Schleifbremse, Montagekosten	X	X	X	X	X	X	X	X	X	X	X		45,50 €
312338	SOFT front wheel, black	X	X		X	X	X	X		X	X		RS1M	37,80
D1360	SOFT front wheel, black, assembly costs	X	X					X		X	X			35,70
31233I	SOFT front wheel, silver	X	X		X	X	X	X		X	X		RS1M	40,43
31233G	SOFT front wheel, silver 285 mm			X					X			X	RS1M	52,50
D1361	SOFT front wheel, silver, assembly costs				X	X	X							35,70
312337	SOFT rear wheel, black	X	X		X	X	X	X		X	X		RS1M	37,80
31233J	SOFT rear wheel, silver	X	X		X	X	X	X		X	X		RS1M	40,43
31233H	SOFT rear wheel, silver 235 mm								X			X	RS1M	43,58
D3151	Speed reduct. brake - Fitting costs	X	X		X	X	X	X	X	X	X	X		44,63
31232G	Speed reduct. brake, set for 2 SOFT wheels	X	X					X		X	X		RS1L	114,45
312320	Speed reduction brake, set for 2 wheels	X	X					X		X	X		RS1L	96,60
312323	Speed reduction brake, set for 2 wheels								X			X	RS1L	109,20
31232E	Speed reduction brake, set for 2 wheels				X	X	X						RS1L	114,45
312325	Tray	X	X	X	X		X	X					RS1B	44,63
312326	Tray					X				X	X		RS1B	57,75
31232F	Tray (only for seat hight of 62 cm)								X			X	RS1B	57,75
312340	Umbrella with holder	X	X	X	X	X	X			X	X	X	RS1G	118,65

\* ATTENTION!

One-hand brakes must be re-adjusted after assembly and  
CANNOT BE USED IN COMBINATION WITH SOFTWHEELS!

# Mobilex A/S - Price list

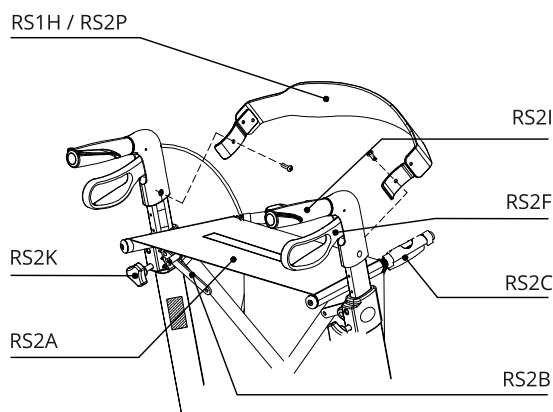
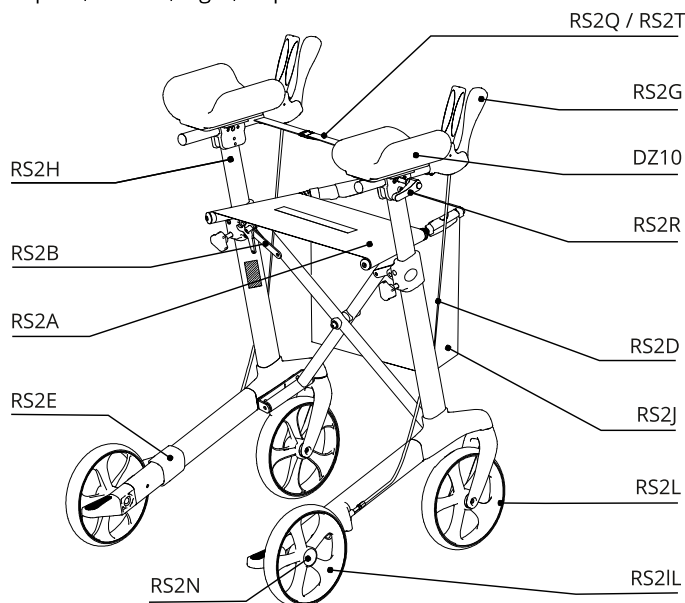
All prices are per pcs. and in EUR.

04.2025

Leaflet RS

## Spare parts for Mobilex rollators

Leopard, Buffalo, Tiger, Gepard and Lion



For the item nr. please see the reference in the price list

Mobilex		Spareparts-RS-rollators				
DESIGN	NAME	DATE	SIGNATURE			
APPROVED				APPLY TO TYPE	DWG NO.	POS
SCALE		SHEET		EDITION		
DESIGNATION				DWG NO.	09.2022	

### Spare parts for Leopard, Gepard, Tiger, Buffalo and Lion rollators

ItemNr	Description	Leopard		Panda	Gepard			Tiger	Tiger Out-door	Buffalo		Lion	Img.	Price
		Std.	Small	Comf.	Std.	HD	Small			Std.	Small			
31233F	Anatomic handgrip, left side	X	X	X	X	X	X			X	X	X	RS2I	17,85
31233E	Anatomic handgrip, right side	X	X	X	X	X	X			X	X	X	RS2I	17,85
219901	Black cover cap for rollator wheel axle	X	X	X	X	X	X	X	X	X	X	X	RS2N	0,53
312399	Bolt M6 x 25 mm for bushing 312397	X	X	X	X	X	X	X	X	X	X	X		1,05
312327	Brake cable							X					RS2D	13,65
31232A	Brake cable	X	X	X	X	X	X			X	X		RS2D	12,08
31232B	Brake cable								X			X	RS2D	12,08
312339	Brake lever							X	X				RS2G	16,28
31232D	Brake pad (set for 2 wheels)	X	X	X	X	X	X	X	X	X	X	X	RS2E	22,58
312355	Finger screw for height adjustment	X	X	X	X		X						RS1H	43,58
31233K	Front wheel fork	X	X		X	X	X	X		X	X		RS2M	16,28
31233P	Front wheel fork			X					X		X			45,42
312334	Front wheel, black	X	X		X	X	X	X		X	X		RS2IL	24,68
31233A	Front wheel, silver	X	X		X	X	X	X		X	X		RS2IL	38,33
312351	Handle for height regulation of armpads							X	X				RS2R	4,99
31233C	Handle with brake lever left	X	X	X	X	X	X			X	X	X	RS2F	26,78
31233B	Handle with brake lever right	X	X	X	X	X	X			X	X	X	RS2F	26,78
312346	Large shopping bag				x	X	X			X	X		RS2J	54,60
312343	Large shopping bag for SH 55 cm											X	RS2J	52,50
312348	Large shopping bag for SH 62 cm								X			X	RS2J	50,40
31235B	Locking hook for Buffalo (SH 62 cm)									X			RS2B	24,15
312353	Locking hook for seat height 55 cm		X	X			X				X		RS2B	24,15
312352	Locking hook for seat height 62 cm	X			X	X		X					RS2B	24,15
312361	Plastic bushing for crossbar	X	X	X	X	X	X	X	X	X	X	X	RS2C	32,55
312397	Plastic bushing for crossbar	X	X	X	X	X	X	X	X	X	X	X	RS2U	5,52
312335	Rear wheel, black	X	X		X	X	X	X		X	X		RS2IL	24,68
312336	Rear wheel, silver	X	X		X	X	X	X		X	X		RS2IL	41,48
312102	Set of forearm supports with tubes (2 pcs.)							X					RS2H	312,90
312358	Set tubes (incl. red locking button)	X	X	X	X	X	X	X	X	X	X	X	RS2K	5,52
31233M	Stabilizing strap / back belt								X				RS2P	67,20
31233Q	Stabilizing strap for the forearm supports							*	X				RS2Q	25,20
31233T	Stabilizing strap for the forearm supports							X					RS2T	20,90
312310	Standard seat incl. release strap	X	X	X	X		X	X					RS2A	19,95
312311	Standard seat incl. release strap					X				x	x		RS2A	23,63
312312	Standard seat incl. release strap								X			X	RS2A	24,68
312345	Standard shopping bag	X	X	X	X			X					RS2J	50,40
312333	Underarm pad for arthritis rollator							X	X				DZ10	44,63

\* for Rollator Tiger 312205, 312306 and 312202

\*\* for Rollator Tiger 312201 and 312211





Foto: RJ1a

Jaguar orange



Foto: RJ1b

Jaguar blue



Foto: RJ1c

Jaguar champagne



Foto: RJ1d

Jaguar purple

The **Jaguar** indoor rollator has an aluminium frame and can be easily folded. Overall, the structure is very light, but offers a high level of stability coupled with extreme ease of movement. As standard, the Jaguar rollator has a bag and a removable tray. The large and smooth-running wheels are equipped with 2 lockable brakes. The rollator is only approved **for indoor use** and has been tested and approved for a user weight of up to 100 kg.

The **Jaguar SUPREME** (picture left) has a particularly high-quality design with wooden textured parts and with new silver-coloured wheels. The tray of the rollator also is wooden textured.



Jaguar SUPREME

Rollator Jaguar	Various colours	SUPREME
Height of push handles (adjustable)	83,5 - 94,5 cm	90,3 - 96 cm
Size of the foldet rollator (H x W x D)	83,5 x 54,5 x 27 cm	90,3 x 56,5 x 27 cm
Width	54,5 cm	56,5 cm
Lenght (depth) opened / folded	66 cm / 27 cm	66 cm / 27 cm
Weight	6,3 kg	6,0 kg
Max. load (rollator / bag)	100 kg / 5 kg	100 kg / 5 kg
Brakes	2 lockable with parking function	
Wheel sizes	Front and back: 7" (175 x 27 mm)	



Foto: RJ1i

Jaguar SUPREME champagne



Foto: RJ1f

Jaguar red-white



Foto: RJ1g

Jaguar green-white



Foto: RJ1h

Jaguar blue/grey-white



**Jaguar indoor Rollator**

ItemNr	Description	Img.	Price
312410	Jaguar Indoor Rollator, orange	RJ1A	233,10
312411	Jaguar indoor rollator, blue	RJ1B	233,10
312412	Jaguar Indoor Rollator, champagne	RJ1C	233,10
312413	Jaguar indoor rollator, purple	RJ1D	233,10
312414	Jaguar indoor rollator, red/white	RJ1F	233,10
312416	Jaguar indoor rollator, blue grey/white	RJ1G	233,10
312417	Jaguar indoor rollator, green/white	RJ1H	233,10
312415	Jaguar SUPREME indoor rollator, white with wooden texture	RJ1E	270,90
312418	Jaguar SUPREME Indoor Rollator, champagne		270,90

**Spare parts and accessories**

ItemNr	Description	Price
312453	7" rear wheel for Jaguar indoor rollator	15,75
312463	7" rear wheel for Jaguar SUPREME indoor rollator	17,85
312452	7" front wheel for Jaguar indoor rollator	15,75
312462	7" front wheel for Jaguar SUPREME indoor rollator	17,85
312457	Grab bar for Jaguar rollator	37,80
31246F	Grab bar for Jaguar SUPREME rollator	37,80
312467	Tray for Jaguar indoor rollator, creme	19,95
31246A	Black hub cap for rear wheel of Jaguar rollator (312410-14)	0,53
312469	Black hub cap for rear wheel of Jaguar SUPREME rollator (312415)	0,53
312458	Handle height adjustment clips for the Jaguar rollator (1 set)	15,75
312456	Red plastic clip for brake handle	3,42
312451	Tray for Jaguar indoor rollator, black	19,95
312468	Cane holder for Jaguar consisting of clamp, screws and cup (complete set)	11,55
312461	Tray for Jaguar SUPREME indoor rollator	19,95
312455	Bag for blue Jaguar indoor rollator	19,95
31246B	Bag for blue/white Jaguar indoor rollator	19,95
312468	Bag for champagne Jaguar indoor rollator	19,95
31246E	Bag for green/white Jaguar indoor rollator	19,95
312465	Bag for purple Jaguar indoor rollator	19,95
312468	Bag for orange Jaguar indoor rollator	19,95
312466	Bag for red/white Jaguar indoor rollator	19,95
312464	Bag for Jaguar SUPREME indoor rollator	19,95

The Mobilex **DynaWalk** walking frame is a tool for disabled or elderly people who need additional support to maintain balance or stability while walking. The frame is made of powder coated aluminium and offers various adjustment functions: the armrests are adjustable in height, the angle of the handles is adjustable. The safety back bars are easily liftable. The width is easily adjustable through the cross joint. All settings can be done by clips without tools.

Walking frame Mobilex Bison	Item nr. 313001 Standard	Item nr. 313002 Brake
Max. load	135 kg	135 kg
Weight	12,5 kg	12,5 kg
Length	82 cm	82 cm
Width (adjustable)	67,5 - 75 cm	67,5 - 75 cm
Height of armrests (adjustable)	100 - 123 cm	100 - 123 cm
Max. height of the handles	136 cm	136 cm
Front brakes	2 lockable pedal brakes	2 lockable pedal brakes
Rear brakes	2 lockable pedal brakes, with friction	2 lockable brakes on the handles

Foto: RD1a



Mobilex DynaWalk Standard walking frame

Foto: RD1b



Rear wheel with brake and friction

Foto: RD1c



Rear brake system - manually operated

Foto: RD1d



Brake lever on handle on model 313002

**DynaWalk walk trainer**

ItemNr	Description	Img.	Price
313001	DynaWalk walk trainer	RD1A	588,00
313002	DynaWalk walk trainer with handbrakes	RD1D	714,00

**Spare parts and accessories**

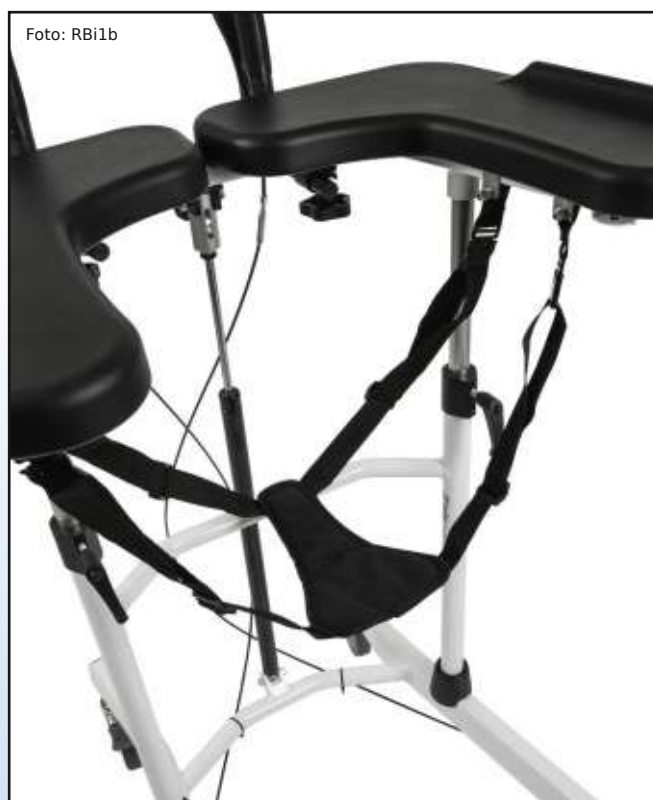
ItemNr	Description	Price
313211	Underarm pad for DynaWalker left side	45,68
313210	Underarm pad for DynaWalker, right side	45,68
313115	Locking mechanism for height adjustment for DynaWalker, right	11,03
313116	Locking mechanism for height adjustment for DynaWalker, left	11,03
313212	Fender wheel for DynaWalk	5,52
313105	Belts for walking support and safety for DynaWalk, incl. brackets	57,75
313114	Adjustable support handle for DynaWalker with brake and cable, left	30,45
313113	Adjustable support handle for DynaWalker with brake and cable, right	30,45
313112	Adjustable support handle for DynaWalker, left	18,90
313111	Adjustable support handle for DynaWalker, right	18,90
313101	Plastic bushing for height adjustent on DynaWalk walker	7,88
313201	Caster set with foot-operated brake for DynaWalk standard	24,68
313203	Caster set cabel operated for DynaWalk	19,95
313202	Caster set with speed reducing device for DynaWalk	35,70
313118	Safety handle for DynaWalker, rear left	17,59
313117	Safety handle for DynaWalker, rear right	17,59

The **Bison** walking frame is a mobility aid for learning and/or training of the active walking and can serve as support in case of balance disturbances. The frame is made of powder-coated aluminium and offers several adjustment functions: the arm rests can be easily adjusted in height by the gas spring support. The handles with the brake levers are angularly adjustable. All these settings can be performed without tools. The manual brakes act on the rear wheels and all four wheels are equipped with parking brakes. The narrow width also allows narrow passages.

Walking fram Mobilex Bison	Item nr. 313300
Width of the frame at the rear wheels	66,0 cm
Width of arm rests min. - max.	66,0 - 80,0 cm
Distance between handles	34,0 cm
Height min. - max.	102,2 - 143,0 cm
Length	86,0 cm
Weight	18,3 kg
Max. load	150 kg



Mobilex Bison walking frame



Mounted belt system (optional)

## Accessories



Belt system for walking support



One-hand brake, complete cable set



Holder for drainage or infusion bag



Holder for oxygen bottles

**Bison walker**

ItemNr	Description	Img.	Price
313300	Bison walker	RBI1A	966,00

**Accessories**

ItemNr	Description	Img.	Price
313380	Adjustable supporting seat belt	RBI2A	81,43
313386	Infusion rack for rollator	RBI2C	52,55
313384	Cable set for one-arm-brake for Bison Walker	RBI2B	72,77
313321	Fitting plate for oxygen bottle holder		41,58
312321	Oxygen bottle holder	RS1P	34,65

**Spare parts**

ItemNr	Description	Price
313388	PU pads for Bison walker (right and left)	168,00
313391	PU pads for Bison walker, left side	89,25
313390	PU pads for Bison walker, right side	89,25
313383	Cable for Bison walker (can be used for both left and right side)	15,75
313385	Gas spring for Bison walking frame	114,45
313389	Brakehandle with tube for Bison walking frame	46,73
313381	Rear wheel for Bison walking frame with direction brake (1 pcs.)	67,20
313382	Front wheel with directional and parking brake for Bison (1 pcs.)	67,20

## Koala shopping trolley

Stylish aluminium shopping trolley with large shopping bag made of tear-resistant nylon. The shopping trolley can be used as a seat when on the move by pressing a large button on the side. When stationary, the wheels are clear of the ground so it cannot roll away when used as a seat. When the Koala shopping trolley is moved across the floor, the trolley's curved structural bars make it easier to negotiate uneven surfaces. The trolley is rustproof and lightweight, yet sturdy and can be loaded with up to 110 kg.

In 2017, the trolley was awarded the Red Dot Award design prize.

Statement by the Jury: The integrated seat system and the attention to safety given to the trolley indicate sensitive consideration for the requirements of elderly people.

Foto: RKo1a



Foto: RKo1c



Foto: RKo1b



for short rest breaks

Koala Shoppingtrolley	Itemnr. 319001
Height unfolded	96 cm
Seat height	65 cm
Weight	2,5 kg
Load capacity seat (max. weight of user)	110 kg
Load capacity bag	30 kg



**Koala shopping trolley**

ItemNr	Description	Img.	Price
319001	Koala shopping trolley, blue and grey, with wheels and seat function, SH 65 cm	RKO1A	155,40
319002	Koala shopping trolley, orange and grey, with wheels and seat function, SH 65 cm	RKO2A	155,40

